



ANGELO STATE UNIVERSITY

Finance and Administration

January 25, 2024

Texas Commission on Environmental Quality
Stormwater & Pretreatment Team Leader (MC-148)
P.O. Box 13087
Austin, Texas 78711-3087

Re: Phase II MS4 Annual Report Transmittal for Angelo State University (ASU)
TPDES Authorization: TXR040546

Dear Team Leader:

This letter serves to transmit the required annual report for the Texas Pollutant Discharge Elimination System Small Municipal Separate Storm Sewer System General Permit, Authorization Number TXR040546 for Angelo State University.

The annual report is for Permit Year 5, beginning 01/24/202~~3~~ and ending 01/23/202~~3~~⁴.

A separate Notice of Change will be submitted online for permit renewal in August 2024 per discussion with TCEQ on 13 Dec 2023.

As the general permit requires, a copy of the report has been mailed to the TCEQ's Region 8 Office in San Angelo, Texas. A copy has also been sent to the City of San Angelo, Texas.

Sincerely,

A handwritten signature in blue ink that reads 'Angie Wright'.

Angie Wright
Vice President, Finance and Administration

Attachment

cc: Michael Taylor, P.G., Regional Director, TCEQ Region 8
Shane Kelton, City of San Angelo
Samuel Spooner, ASU Director of Environmental Health, Safety, & Risk Management

ASU Station #11009 | San Angelo, Texas 76909-1009

Phone: (325) 942-2017 | Fax: (325) 942-2271

Member, Texas Tech University System | Equal Opportunity Employer

Phase II (Small) MS4 Annual Report Form

TPDES General Permit Number TXR040546

A. General Information

Authorization Number: TXR040{546}

Reporting Year (year will be either 1, 2, 3, 4, or 5): 5

Annual Reporting Year Option Selected by MS4:

Calendar Year:

Permit Year: X

Fiscal Year: _____ Last day of fiscal year: (_____)

Reporting period beginning date: (month/date/year) 01/24/2023

Reporting period end date: (month/date/year) 01/23/2024

MS4 Operator Level: 2 Name of MS4: Angelo State University

Contact Name: Samuel Spooner Telephone Number: 325-486-6725

Mailing Address: ASU Station #10912, San Angelo, TX 76909-0912

E-mail Address: sspooner@angelo.edu

A copy of the annual report was submitted to the TCEQ Region: YES

Region the annual report was submitted to: TCEQ Region 8

B. Status of Compliance with the MS4 GP and SWMP

Angelo State University (ASU) is in the fifth year of the newly submitted Storm Water Management Plan (SWMP). ASU operates consistently with its previously approved Storm Water Management Plan and has enhanced the new SWMP with additional best management practices (BMPs). Unlike a typical municipality, ASU's regulatory authority oversees its own campus, employees, students, and special events occurring within the campus boundaries through operating policies and adopted plans, programs, and processes. The SWMP is managed and monitored by the Office of Environmental Health, Safety, and Risk Management (EHSRM) and is planned and maintained by EHSRM, Facilities Management, and Facilities Planning and Construction departments. Campus Police provide additional monitoring and enforcement.

ASU's campus is open, and perimeter roads are public, as are two major collectors that pass through the University. All internal roads have been abandoned to ASU and are private university driveways. The campus design discourages illicit discharges. Student activity likely to result in contamination is prohibited on campus, including the parking lots. No public sewer lines pass through ASU other than in

the public streets. All public sewers on ASU property originate within ASU; no upstream connections exist.

ASU discharges stormwater into the City of San Angelo's (COSA) MS4 system on public streets. In significant rainfall events, there are places where stormwater from COSA's streets enters ASU's campus and is then conveyed back to COSA's MS4.

Stormwater on the western portion of the campus and most athletic fields drains directly to perimeter roadways. Along with drainage to perimeter roadways, the eastern portion includes two detention basins to help slow the flow and permit the settling of particulates. The design permits almost constant observation.

Public education primarily focuses on our student population, using the EHSRM website, bookmarks, and brochures to provide awareness and education and to engage service organizations and student workers in awareness and recycling. Construction tends to occur in phases, with periods of little construction and then capital projects that will bridge permit years.

ASU does not regulate outside construction activities. Other than utility easements and rights of way, all other construction is contracted or performed by ASU.

1. Provide information on the status of complying with permit conditions:
(TXR040000 Part IV.B.2)

	Yes	No	Explain
Permittee is currently in compliance with the SWMP as submitted to and approved by the TCEQ.	X		The permittee completed its <u>fifth</u> implementation year of a revised SWMP and has completed five years under the previous SWMP.
Permittee is currently in compliance with recordkeeping and reporting requirements.	X		The Permittee is continuing to expand its program in a manner consistent with the SWMP.
Permittee meets the eligibility requirements of the permit (e.g., TMDL requirements, Edwards Aquifer limitations, compliance history, etc.).	X		Permittee is a small- to mid-size state university.
Permittee conducted an annual review of its SWMP in conjunction with preparation of the annual report	X		The Permittee completed and submitted a revised SWMP to TCEQ for approval on 25 April 2019. SWMP was reviewed and updated on <u>April 4, 2023</u> .

2. Provide a general assessment of the appropriateness of the selected BMPs. You may use the table below to meet this requirement (**see Example 1 in instructions**):


MCM(s)	BMP	BMP is appropriate for reducing the discharge of pollutants in stormwater (Answer Yes or No, and explain.)
1: Public Education, Outreach, Involvement	1.1: Storm Water Education Materials	Yes. Our target audience is students, faculty, and staff. They want to make a difference, and we work to keep their interest and focus throughout the year.
1: Public Education, Outreach, Involvement	1.2: Pet Waste Management	Yes. Pets are prohibited in student housing (ADA and emotional support animal exception). Community members enjoy walking their pets along the campus mall. The dispensers help encourage picking up after their pets.
1: Public Education, Outreach, Involvement	1.3: Storm Drain Marking	Yes. While our student population is not likely to discharge into drains, marking helps to remind them, "Only rain down the drain."
1: Public Education, Outreach, Involvement	1.4: Public Notice for Storm Water Management Program Development	Yes. Publication furthers awareness to students, faculty, staff, and the community.
1: Public Education, Outreach, Involvement	1.5: Public Participation & Involvement	Yes. We have seen increased participation, and more students have shown an interest in conservation that will help instill a culture of recycling and water quality protection.
2: Illicit Discharge Detection & Elimination	2.1: Storm Sewer System Mapping	Yes. The campus is small, and while our system is well known, maps help with planning, monthly inspections, and maintenance.
2: Illicit Discharge Detection & Elimination	2.2: Detection & Elimination Program	Yes. The BMP focuses inspections on higher-risk areas, construction, and activities.
2: Illicit Discharge Detection & Elimination	2.3: Illicit Discharge & Spill Reporting	Yes. While reporting may occur after the act, we can mitigate the impact and reduce the likelihood of future events.
2: Illicit Discharge Detection & Elimination	2.4: Sanitary Sewer Discharge Prevention	Yes. No campus Sanitary Sewer Overflows (SSOs) have occurred.
2: Illicit Discharge Detection & Elimination	2.5: Grease Management Program	Yes. The BMP has proven effective over several years and documents standard practice.

MCM(s)	BMP	BMP is appropriate for reducing the discharge of pollutants in stormwater (Answer Yes or No, and explain.)
2: Illicit Discharge Detection & Elimination	2.6: Field Staff Training	Yes. Training ensures employees understand the permit requirements, our responsibilities, what to look for, and how to report it.
3: Construction Site Control	3.1: Construction Site Inspection Program	Yes. This BMP has become more critical with increased construction projects.
3: Construction Site Control	3.2: Construction Site Inventory	Yes. The size of the university campus, internal planning processes, construction contracts process, and lack of regulation over outside owners make this BMP redundant.
3: Construction Site Control	3.3: Construction Site Runoff Control	Yes. Other than utility work, all construction on university property is controlled through contractual requirements or internal policies.
3: Construction Site Control	3.4: Construction Site Waste Control	Yes. Other than utility work, all construction on university property is controlled through contractual requirements or internal policies.
4: Post-Construction Site Control	4.1: Post-Construction Stormwater Mgmt Structures Training	Yes. Facilities maintenance members are aware of the structures and their purpose. Training and inspections are included in other BMPs.
4: Post-Construction Site Control	4.2: Post-Construction Development Procedures	Yes. This BMP helps ensure that stormwater management will remain a planning element.
4: Post-Construction Site Control	4.3: BMP Long-Term O&M	Yes. BMPs are inspected monthly and maintained as needed.
5: Pollution Prevention & Good Housekeeping for Municipal Operators	5.1: O&M Street Sweeping	Yes. All private driveways, parking lots, and sidewalks are swept regularly with a street sweeper, and debris is collected.
5: Pollution Prevention & Good Housekeeping for Municipal Operators	5.2: O&M Storm Sewer System	Yes. The university maintains an effective recycling program, including hazardous chemicals, and monitors the system continuously. Campus police maintain a constant presence. The system is small, monitored, and maintained.
5: Pollution Prevention & Good Housekeeping for Municipal Operators	5.3: Mapping of Facilities and Control Inventory	Yes. The map assists system evaluation and design and ensures institutional knowledge is passed to new employees. A maintenance and control document has also been created.

MCM(s)	BMP	BMP is appropriate for reducing the discharge of pollutants in stormwater (Answer Yes or No, and explain.)
5: Pollution Prevention & Good Housekeeping for Municipal Operators	5.4: Facility Inspection Program	Yes. EHSRM surveys the condition of stormwater controls monthly. Campus police also monitor the campus facilities and activity.
5: Pollution Prevention & Good Housekeeping for Municipal Operators	5.5: Good Housekeeping: Landscaping	Yes. The BMP helps maintain focus on reducing the need for landscaping chemicals and the use of environmentally friendly pesticides and herbicides. The university has converted most athletic fields to artificial turf, reducing the use of landscaping chemicals. In addition, a turf band practice field has been installed.
5: Pollution Prevention & Good Housekeeping for Municipal Operators	5.6: Good Housekeeping: Fleet & Vehicle Maintenance	Yes. Vehicle maintenance occurs offsite using commercial service providers and vendors. Motorized equipment and carts are maintained onsite. Random visual inspections confirm practices.
5: Pollution Prevention & Good Housekeeping for Municipal Operators	5.7: Structural Control Maintenance	Yes. ASU employs two detention basins. One retains a certain amount of sediment by design.
5: Pollution Prevention & Good Housekeeping for Municipal Operators	5.8: Spill Prevention & Response	Yes. This BMP has the potential to reduce the impact of spills. ASU published OP 34.28 Storm Water Compliance Program to protect from illegal discharges and improper disposal (<u>updated May 11, 2021</u>). Website: https://angelo.policystat.com/policy/10658896/latest . Spills that do occur are contained and remediated. A storm water illicit discharge investigation procedure has been developed.
5: Pollution Prevention & Good Housekeeping for Municipal Operators	5.9: Employee Training	Yes. Training ensures employees are aware of the permit, our responsibilities, what to look for, and how to report it.
6: Industrial Stormwater Sources (N/A)	N/A	N/A
7: Optional MCM (N/A)	N/A	N/A

3. Describe progress towards achieving the goal of reducing the discharge of pollutants to the MEP. If no progress was made or the BMP did not result in a reduction in pollutants, provide an explanation. Use the table below to meet this requirement (**see Example 2 in instructions**):

MCM	BMP	Information Used	Quantity	Units	Does the BMP Demonstrate a Direct Reduction in Pollutants? (Answer Yes or No and explain)
1: Public Education, Outreach, Involvement	1.1: Storm Water Education Materials	ASU Storm Water pollution prevention brochures, and bookmarks	Stormwater Documents and See Something Say Something promotional items	ASU Stormwater bookmarks (35) and pamphlets (15) See Something, Say Something key chain flashlights (145) and See Something, Say Something stress fire extinguishers (100)	No. Though this BMP does not directly reduce pollutants, students, faculty, staff, and visitors are appropriately disposing of waste and recycling materials. No SSOs or spills reported.
1: Public Education, Outreach, Involvement	1.2: Pet Waste Management	# of bags distributed by grounds crew	4,600 bags	Pet Waste Bags	Yes. Pet waste is not an issue on campus and is disposed of properly.
1: Public Education, Outreach, Involvement	1.3: Storm Drain Marking	All storm drains marked "Only rain down the drain"	45 storm drains are inspected monthly by EHSRM Team	Storm Drains are marked and Inspected Monthly; <i>1 storm drain label was replaced in July 2023</i>	No. Though this BMP does not directly reduce pollutants, the marking provides a visual reminder to students, faculty, staff, and visitors to NOT dispose of materials into storm drains. No SSOs reported.
1: Public Education, Outreach, Involvement	1:4: Public Notice for Stormwater Management Program Development	Previously completed reports published on the website	The last <u>5</u> annual reports posted on the EHSRM website	MS4 Annual Reports - https://www.angelo.edu/administrative-support/environmental-health-safety-and-risk-management/environmental-health.php	No. Though this BMP does not directly reduce pollutants, the website provides a reminder to students, faculty, staff, and visitors to protect the environment.

<p>1: Public Education, Outreach, Involvement</p>	<p>1.5: Public Participation & Involvement</p>	<p>JAMP Health Fair – 6 Mar 23 Earth Day Event on 20 April 2023 New Student Orientation on 9 June and 23 June 2023 RA Training – 9 Aug 23 Stress Less Fair on 7 Nov 23</p>	<p>300 attendees 400 attendees 70 attendees 52 attendees 1,000+ attendees</p>	<p>ASU Faculty, Staff, & Students</p>	<p>Yes. ASU recycling program: 1,610 pounds of bulbs, 1,500 pounds of batteries and ballasts, and 560 pounds of toner cartridges. partnered with Keep San Angelo Beautiful at the Earth Day Event, City Cleanup, and Tire Recycling Events</p>  <p>Sam Spooner is the Board President of the Keep San Angelo Beautiful (KSAB) non-profit organization</p>
<p>2: Illicit Discharge Detection & Elimination</p>	<p>2.1: Storm Sewer System Mapping</p>	<p>Excel inspection spreadsheet and map of storm sewer inlets and electronic map</p>	<p>45 locations identified</p>	<p>Storm Drains</p>	<p>Yes. Monthly visual inspections provide an opportunity to clean up any debris near storm drains so it does not enter local waterways.</p>
<p>2: Illicit Discharge Detection & Elimination</p>	<p>2.2: Detection & Elimination Program</p>	<p>Inspection and detection program</p>	<p>12 monthly inspections conducted</p>	<p>Monthly Inspections</p>	<p>Yes. Monthly visual inspections provide an opportunity to clean up debris near storm drains so it does not enter local waterways. No illicit discharges were detected.</p>

2: Illicit Discharge Detection & Elimination	2.3: Illicit Discharge & Spill Reporting	Public reporting is available via the EHSRM website. Established storm water illicit discharge investigation procedure in March 2019	0 reports	Public reports of stormwater violations	No. Though this BMP does not directly reduce pollutants, the marking of storm sewers provides a visual reminder to students, faculty, staff, and visitors to NOT dispose of materials into storm drains and to report any discrepancies.
2: Illicit Discharge Detection & Elimination	2.4: Sanitary Sewer Discharge Prevention	Map of storm sewer drains created and posted on the EHSRM website. Storm sewer inlets are inspected monthly by EHSRM using a spreadsheet	12 monthly inspections conducted	Monthly inspections	Yes. If illicit discharges are observed, immediate action can be taken to remove the pollutant and track the source.
2: Illicit Discharge Detection & Elimination	2.5: Grease Management Program	Valley Proteins, Inc. contracted for the removal of grease from 2 main campus locations quarterly - 1910 Rosemont & and 2201 Vanderventer Ave	9,616 pounds	Pounds of grease removed from campus	Yes. Grease removal is completed regularly and before any illicit discharge may occur.

2: Illicit Discharge Detection & Elimination	2.6: Field Staff Training	MS4 Permit & Storm Water Pollution Prevention Training	55 completed in-person training on June 6, 23. 9 operational field staff employees completed blackboard PowerPoint training and quiz in 2023	64 Operational field staff employees	Yes. The training ensures maintenance staff are aware of and responsible for proper waste disposal. In addition, it reminds operational field staff to detect and report illicit discharges. There have been no reported spills or violations.
3: Construction Site Control	3.1: Construction Site Inspection Program	Construction Sites in 2023 Soccer Clubhouse Housley Bell Tower Police Station Carr-Hall Renovation Elta Joyce Murphey Auditorium Renovation	15 inspections	FP&C and EHSRM Department Inspections	Yes. By inspecting the contractor construction sites, we can evaluate if proper BMPs are in place to reduce sediment discharge and erosion. Less than 1 acre at Soccer Clubhouse and Housley Bell Tower No ground disturbance at the Police Station, Carr-Hall Renovation, or Elta Joyce Murphey Auditorium



<p>3: Constructi on Site Control</p>	<p>3.2: Construction Site Inventory</p>	<p>Construction sites in 2023</p> <p>Soccer Clubhouse</p> <p>Housley Bell Tower</p> <p>Police Station</p> <p>Carr-Hall Renovation</p> <p>Elta Joyce Murphey Auditorium Renovation</p>	<p>15 inspections</p>	<p>FP&C and EHSRM Department Inspections</p>	<p>Yes. By inspecting the contractor construction sites, we can evaluate if proper BMPs are in place to reduce sediment discharge and erosion.</p> <p>Less than 1 acre at Soccer Clubhouse and Housley Bell Tower</p> <p>No ground disturbance at the Police Station, Carr-Hall Renovation, or Elta Joyce Murphey Auditorium</p>
<p>3: Constructi on Site Control</p>	<p>3.3: Construction Site Runoff Control</p>	<p>OP 34.28 Stormwater compliance program was enforced to require construction site runoff controls, monitored by Facilities, Planning, & Construction (FP&C). The updated version (11 May 2021) was posted on the university website. The policy was implemented. Stormwater inspection procedure established.</p>	<p>15 inspections</p>	<p>FP&C and EHSRM Department Inspections – https://angelo.policystat.com/policy/10658896/latest</p>	<p>Yes. By inspecting the contractor construction sites, we can evaluate if proper BMPs are in place to reduce sediment discharge and erosion.</p> <p>Less than 1 acre at Housley Bell Tower</p> <p>No ground disturbance at the Police Station, Carr-Hall Renovation, or Elta Joyce Murphey Auditorium</p>

3: Constructi on Site Control	3.4: Construction Site Waste Control	OP 34.28 Stormwater compliance program was enforced to require construction site runoff controls, monitored by FP&C. The updated version (11 May 2021) was posted on the university website. The policy was implemented. Stormwater inspection procedure established.	15 inspections	FP&C and EHSRM Department Inspections https://angelo.policystat.com/policy/10658896/latest	Yes. By inspecting the contractor construction sites, we can evaluate if proper BMPs are in place to reduce sediment discharge and erosion.
4: Post- Constructi on Site Control	4.1: Post- Construction Stormwater Mgmt Structures Training	Training conducted for operational staff in 2023 in-person and through ASU Blackboard PowerPoint training and quizzes available in English and Spanish	55 completed in-person training on June 6, 23. 9 operational field staff employees completed blackboard PowerPoint training and quiz in 2023	64 Facilities Management Staff	Yes. The training ensures maintenance staff are aware of and responsible for proper waste disposal. In addition, the training reminds operational field staff to report any post-construction structure concerns. No concerns have been noted for post-construction stormwater management structures.

<p>4: Post-Constructi on Site Control</p>	<p>4.2: Post-Construction Development Procedures</p>	<p>The Master Plan for ASU was updated in 2019; this living document highlighted the University's stormwater management program, listing best management practices presently used and desired to use in the future. Also, to supplement this program, we updated the entire campus drainage map, performed mitigation study for future development. We partnered with Carter-Fentress/SKG to complete this study.</p>	<p>2 – Master Plan reviewed & Drainage study updates</p>	<p>ASU Master Plan</p>	<p>No. However, the pollutants will be reduced over time as the permanent post-construction BMPs are used.</p>
---	--	---	--	------------------------	--

4: Post-Construction Site Control	4.3: BMP Long-Term O&M	Post-construction BMPs and structural controls.	12 monthly inspections conducted	Inspections	<p>Yes. By inspecting the post-construction controls, we can evaluate if proper BMPs are in place to reduce sediment discharge and erosion. Facilities Management personnel check all BMPs and structural controls at least twice yearly.</p> <p>EHSRM started monthly inspections of BMPs and 19 post-construction structural controls in June 2019.</p>
5: Pollution Prevention & Good Housekeeping for Municipal Operators	5.1: O&M Street Sweeping	Street sweeping log maintained by Facilities Management	42 roadway and parking areas swept annually in a 2-mile area	Street sweeping loads	<p>Yes. Street sweeping provides a direct reduction in pollutants.</p> <p>The amount of material removed annually is 687 loads: Approximately 914 cubic yards or 611 tons</p>
5: Pollution Prevention & Good Housekeeping for Municipal Operators	5.2: O&M Storm Sewer System	Map of stormwater controls	12 monthly inspections conducted	Inspections	<p>Yes. Monthly visual inspections allow for cleaning up debris near storm drains so it does not enter local waterways. No illicit discharges were detected. Started monthly inspections in June 2019.</p>



5: Pollution Prevention & Good Housekeep ing for Municipal Operators	5.3: Mapping of Facilities and Control Inventory	Post- construction BMPs and structural controls	19 locations documented on the map	Inspections	Yes. EHSRM inspected all BMPs and 19 post- construction structural controls monthly. No structural control failures or obstructions were noted. A maintenance and control document has also been created.
5: Pollution Prevention & Good Housekeep ing for Municipal Operators	5.4: Facility Inspection Program	Inspection and detection program.	12 monthly inspections conducted	Inspections	Yes. EHSRM surveys the condition of stormwater controls monthly. Campus police also monitor the facilities and activity. No illicit discharges were detected. Started monthly inspections in June 2019.
5: Pollution Prevention & Good Housekeep ing for Municipal Operators	5.5: Good Housekeepin g: Landscaping	Fertilizer use tracking	1 tracking report	Tracking document and Facilities Management Team training	Yes. A seasonal maintenance schedule is adjusted as required and includes mowing, leaf removal, and limited use of chemicals.

<p>5: Pollution Prevention & Good Housekeeping for Municipal Operators</p>	<p>5.6: Good Housekeeping: Fleet & Vehicle Maintenance</p>	<p>Inspection and detection program.</p>	<p>10 Inspections</p>	<p>Inspections</p>	<p>Yes. EHSRM inspected the fleet and maintenance area on 26 July, 16 August, 28 August, and 11 December. Monthly inspections of fuel tanks and containment pits were instituted in June 2023. The spill prevention and protection measures remain effective.</p> <p>SKG Engineering inspected all diesel and gasoline storage tanks on 22 April 19 for tank integrity. All were deemed adequate.</p> 
<p>5: Pollution Prevention & Good Housekeeping for Municipal Operators</p>	<p>5.7: Structural Control Maintenance</p>	<p>Inventory of structural controls</p>	<p>19 locations</p>	<p>Inspections: New structural control was completed at University Ave and Jackson St.</p> 	<p>Yes. EHSRM inspected all BMPs and 19 post construction structural controls monthly. No structural control failures or obstructions were noted.</p>

5: Pollution Prevention & Good Housekeeping for Municipal Operators	5.8: Spill Prevention & Response	ASU published OP 34.28 Storm Water Compliance Program to protect from illegal discharges and improper disposal. Spills that do occur are contained and remediated. A stormwater illicit discharge investigation procedure has been developed.	2 directives	1 Operating Policy (updated on 11 May 2021) & 1 Procedure https://angelo.policystat.com/policy/10658896/latest	Yes. This BMP provides clear operating expectations to all employees. There have been no reported spills or violations.
5: Pollution Prevention & Good Housekeeping for Municipal Operators	5.9: Employee Training	Training conducted for operational staff in 2023	55 completed in-person training on June 6, 23. 9 operational field staff employees completed blackboard PowerPoint training and quiz in 2023	64 Facilities Management Staff	Yes. The training ensures maintenance staff are aware of and responsible for proper waste disposal. In addition, it reminds operational field staff to detect and report illicit discharges. There have been no reported spills or violations.
6: Industrial Stormwater Sources (N/A)	N/A	N/A	N/A	N/A	N/A
7: Optional MCM (N/A)	N/A	N/A	N/A	N/A	N/A

4. Provide the measurable goals for each of the MCMs, and an evaluation of the success of the implementation of the measurable goals (**see Example 3 in instructions**):

MCM(s)	Measurable Goal(s)	<p align="center">Explain progress toward goal or how goal was achieved.</p> <p align="center">If goal was not accomplished, please explain.</p>
<p align="center">1</p> <p>Stormwater Education Materials</p>	<p>Publish an updated stormwater fact sheet and brochure with ASU-specific pollution prevention actions R&R quantity distributed R&R education and awareness activities. Display current recycling and waste disposal info on the website.</p>	<p>Met goal. Distributed "ASU Prevent Stormwater Pollution" brochures and bookmarks at residence halls, Multi-Cultural Center, Center for Student Activities, Center for Human Performance, Chapel, Administrative Building Mail Room, and Porter Henderson Library.</p> <p>Stormwater bookmarks distributed: 150</p> <p>JAMP Health Fair on 6 Mar 2023 - 15 "See Something Say Something" Key Chains, 5 bookmarks</p> <p>Earth Day Event on 20 April 2023 - 23 "See Something Say Something Key Chains, & 3 bookmarks</p> <p>New Student Orientation on 9 Jun 2023 – 6 stormwater pamphlets, 6 bookmarks, & 16 "See Something Say Something" Key Chains</p> <p>New Student Orientation on 23 Jun 2023 – 10 Key Chain Flashlights, 6 bookmarks, 4 stormwater pamphlets</p> <p>RA Training on 9 Aug 2023 - 51 See Something Say Something - key chain flashlights</p> <p>Stress Less Fair on 7 Nov 2023 – 100 stress fire extinguishers with See Something Say Something' 30 See Something Say Something - key chain flashlights; 15 stormwater bookmarks; 5 stormwater pamphlets</p> <p>Storm Water Pollution Prevention Awareness briefing posted on the website. Information is current and displayed on the EHSRM website.</p>
<p align="center">1</p> <p>Pet Waste Management</p>	<p>R&R number of pet waste bags distributed annually.</p>	<p>Met goal. While many pet owners bring and use their own plastic bags for pet waste, 4,600 ASU pet waste bags were distributed.</p>

<p>1 Storm Drain Marking</p>	<p>R&R storm inlet drains marked. R&R number of SS manholes marked. Current SS and inlet marking info on website.</p>	<p>Met goal: Storm drain information is on the EHSRM website. Storm drains are inspected monthly. Number of storm drain inlets marked: 1 repainted due to wear and tear; all storm drain inlets have been marked and are inspected monthly</p>  <p>Number of new storm sewer manholes marked: 0</p> 
<p>1 Public Notice for SWMP</p>	<p>Publish SWMP notice provided by TCEQ in San Angelo Standard-Times. Publish the notice provided by TCEQ on university website and collect public comments. Publish each year's annual MS4 report on the university website (https://www.angelo.edu/services/risk-management/enviroment-health.php)</p>	<p>Met goal. Received SWMP Notice from TCEQ and published in San Angelo Times and on EHSRM website on 14 Oct 2022 SWMP was submitted to TCEQ on 25 April 2019. The current SWMP, NOI, and cover sheet are posted on the website. Five annual MS4 reports are available on the website. The original SWMP and revised SWMP were posted on the website.</p>
<p>1 Public Participation and Involvement Programs</p>	<p>R&R number of participants in public events, such as Earth Day and Health Fair event, annually. Record and report the amount of recycled materials annually by students, staff, and faculty</p>	<p>Met goal. Education event participants: 1,822 attendees at JAMP Health Fair, Earth Day Event, Student Orientations, and Stress Less Fair. Partnered with Keep San Angelo Beautiful at Earth Day Event and Stress Less Fair. 50 informational documents and 245 promotional items were distributed to faculty, staff, and students. Recycling program: 1,610 pounds of bulbs, 1,500 pounds of batteries and ballasts, and 560 pounds of toner cartridges.</p>
<p>2 Storm Sewer System Map</p>	<p>Update storm sewer system map annually. Maintain an annual log of map changes.</p>	<p>Met goal. The Communications and Marketing Office's Graphic Designer updated and formally produced the storm sewer system map in January 2022. An annual log of map changes was maintained through inspection spreadsheet.</p>

<p>2 Detection and Elimination Program</p>	<p>Implement an inspection and detection program. Assess program, R&R number of illicit discharges and F/U results</p>	<p>Met goal. The inspection and detection program includes daily campus monitoring by UPD and groundskeepers. In addition, monthly inspections are conducted and documented by EHSRM. The program was assessed as part of this report and is very effective. No illicit discharges have occurred on campus. Several storm drains are equipped with debris-prevention covers and protection grates.</p>
<p>2 Illicit Discharge and Spill Reporting</p>	<p>Post public reporting method on the website. Track the number of illicit discharges and spills reported. Track the number of public reports received and resolution/closure.</p>	<p>Met goal. EHSRM website provides a method for public reporting through its website. No discharges were found or reported internally or externally. Neither EHSRM nor Campus Police received any public reports through other means. The Campus Police Daily Briefing log, available online, would include information on any spills or dumping.</p>
<p>2 Sanitary Sewer Discharge Prevention</p>	<p>Develop a map of storm sewer drains on campus and post it on the University website. Identify sewer entry points that require more frequent cleaning; continue to jet out sewer lines behind the Food Service Building and the UC annually. Work with the City of San Angelo to evaluate the need to repair or replace sewer lines; track and report the number of lines replaced/repared annually and the number of lines broken and discharges associated with blockages annually.</p>	<p>Met goal. The Communications & Marketing Graphic Designer updated and formally produced the storm sewer drains map in January 2022. Excel spreadsheet kept for monthly inspections. Information is used to inspect 45 inlets monthly. ASU identified the 2-food service center sewer lines as requiring regular maintenance, typically conducted quarterly. Feet of sanitary sewer line inspected & cleaned: 1,200 Number of line break or blockage-related discharges: 0 Number of lines repaired or replaced annually: 0</p>
<p>2 Grease Management Program</p>	<p>Implement grease trap inspection and service program. R&R number of grease traps inspected/maintained annually. R&R amount of grease recycled.</p>	<p>Met goal. Grease traps and grit traps are maintained and inspected every quarter. Our food service contractor and Management Instruction Research Facility contractor recycle hot oil fryer grease. EHSRM began monthly checks of grease trap areas in November 2023. Number of grease traps maintained/inspected annually: 3 Amount of grease recycled annually: 9,616 pounds</p>
<p>2 Field Staff Training</p>	<p>Continue initial and recurring refresher illicit discharge detection and elimination training. Record and report the number of employees trained annually.</p>	<p>Met goal. Initial and refresher training was conducted. Number of employees trained annually on MS4 and stormwater pollution prevention: 55 completed in-person training on June 6, 23. 9 operational field staff employees completed blackboard PowerPoint training and quiz in 2023.</p>

<p>3 Construction Site Inspection Program</p>	<p>Report active construction site projects annually. Maintain Inspection schedule and inspection process standards. Document active construction site inspections</p>	<p>Met goal. FP&C maintains the active construction site inventory. Recurring inspection schedules were developed for FP&C and EHSRM. A standard construction site inspection form was developed and is used by FP&C and EHSRM to document inspections. EHSRM provides training and maintains materials. The EHSRM website includes a reporting form for the public. Number of employees and contractors trained: 64</p>																		
<p>3 Construction Site Inventory</p>	<p>Document the site inventory annually. Compile, document, and record construction permits, NOIs, and final resolution annually.</p>	<p>Met goal. FP&C maintains an up-to-date site inventory. ASU does not issue construction permits. 5 construction sites</p> <table border="1" data-bbox="805 519 1555 683"> <thead> <tr> <th>Current Construction Inventory</th> <th>Permit #</th> <th>Registration #</th> </tr> </thead> <tbody> <tr> <td>Soccer Clubhouse</td> <td>TPDES:General Permit TXR150000</td> <td>N/A (TAC 305.128)</td> </tr> <tr> <td>Housley Bell Tower</td> <td>TPDES:General Permit TXR150000</td> <td>N/A (TAC 305.128)</td> </tr> <tr> <td>Police Station and EOC</td> <td>TPDES:General Permit TXR150000</td> <td>N/A (TAC 305.128)</td> </tr> <tr> <td>Carr-Hall Renovation</td> <td>TPDES:General Permit TXR150000</td> <td>N/A (TAC 305.128)</td> </tr> <tr> <td>Elta Joyce Murphey Auditorium</td> <td>TPDES:General Permit TXR150000</td> <td>N/A (TAC 305.128)</td> </tr> </tbody> </table>	Current Construction Inventory	Permit #	Registration #	Soccer Clubhouse	TPDES:General Permit TXR150000	N/A (TAC 305.128)	Housley Bell Tower	TPDES:General Permit TXR150000	N/A (TAC 305.128)	Police Station and EOC	TPDES:General Permit TXR150000	N/A (TAC 305.128)	Carr-Hall Renovation	TPDES:General Permit TXR150000	N/A (TAC 305.128)	Elta Joyce Murphey Auditorium	TPDES:General Permit TXR150000	N/A (TAC 305.128)
Current Construction Inventory	Permit #	Registration #																		
Soccer Clubhouse	TPDES:General Permit TXR150000	N/A (TAC 305.128)																		
Housley Bell Tower	TPDES:General Permit TXR150000	N/A (TAC 305.128)																		
Police Station and EOC	TPDES:General Permit TXR150000	N/A (TAC 305.128)																		
Carr-Hall Renovation	TPDES:General Permit TXR150000	N/A (TAC 305.128)																		
Elta Joyce Murphey Auditorium	TPDES:General Permit TXR150000	N/A (TAC 305.128)																		
<p>3 Construction Site Runoff Controls</p>	<p>Develop and institute an ASU Construction Storm Water Compliance Procedure. Post the revised procedure on the University website. Implement site inspection procedures.</p>	<p>Met goal. OP 34.28 requires construction site runoff controls to be monitored by FP&C. The updated version was posted on the university website (May 11, 2021). The policy was implemented and is due for review in June 2025. https://angelo.policystat.com/policy/10658896/latest</p>																		
<p>3 Construction Site Waste Control</p>	<p>Incorporate Construction Site Waste Control procedures into existing stormwater pollution prevention guidance and ASU Contractor Safety Brief. Post revised guidance on the university website. Implement guidance.</p>	<p>Met goal. ASU Contractor Safety Brief is now implemented with special emphasis on stormwater pollution prevention (i.e., Storm Water Pollution Prevention. ASU has been authorized a permit by the Texas Commission on Environmental Quality (TCEQ) under the Texas Pollutant Discharge Elimination System (TPDES) Small MS4 General Permit TXR040000. Contractors must protect stormwater drains and sewers from construction debris at all times. Contractors must implement BMPs to minimize the discharge of pollutants from spills and leaks. ASU prohibits illicit discharges such as wash-out wastewater, fuels, oils, soaps, solvents, and dewatering activities. Any spills must be immediately reported to the University Police and EHSRM Office.) https://www.angelo.edu/live/files/26256-construction-contractor-safety-briefing OP 34.28 required construction site waste controls to be monitored by FP&C. The updated version was posted on the university website. The policy was implemented. https://angelo.policystat.com/policy/10658896/latest</p>																		

<p>4 Post-Construction Stormwater Management Structures Training</p>	<p>R&R number of employees trained annually</p>	<p>Met goal. Employees trained in post-construction management structures: 64.</p>
<p>4 Post-Construction Development Procedures</p>	<p>Implement pollution prevention review procedures. Implement a water quality checklist. Implement and maintain a Storm Water Master Plan. Implement campus drainage guidelines and controls.</p>	<p>Met goal. Post construction Long Term Operations and Maintenance Procedure was adopted. San Angelo, Facilities Management, and EHSRM monitor water quality during storm events. A Storm Water Master Plan was developed and implemented (updated on 20 April 2022).</p>
<p>4 BMP Long-Term O&M</p>	<p>Develop BMPs inspection and review process. Annual inspection of all BMPs and structural controls.</p>	<p>Met goal. Post construction Long Term Operations and Maintenance Procedure was adopted. Facilities Management personnel check all BMPs and structural controls at least twice yearly. EHSRM inspected all BMPs and 19 post-construction structural controls monthly.</p>
<p>5 O&M: Street Sweeping</p>	<p>Periodically evaluate sweeping schedules and areas. Increase sweeping in areas with water quality concerns. R&R number of roadway/parking areas and miles swept annually. R&R amount of material removed annually.</p>	<p>Met goal. The sweeping program and schedule were reviewed as part of the annual reporting process and is still effective. No adjustments were necessary. No areas were identified as having increased water quality concerns. Number of roadway/parking areas swept annually: 42, covered 2,487 miles/year The amount of material removed annually is 687 loads: Approximately 914 cubic yards or 611 tons</p>
<p>5 O&M: Storm Sewer System</p>	<p>R&R amount of trash and recyclables collected annually. R&R amount of sediment and debris removed annually. R&R number of surface drainage structures and campus areas inspected annually. Increase inspection in areas with concerns or dumping R&R amount of sediment, debris, or illegally dumped material annually.</p>	<p>Met goal. No areas were identified as requiring increased inspections. Amount of total waste collected: 370,740 pounds The total recycled material collected was 93,241 pounds (including 1,610 pounds of bulbs, 1,500 pounds of batteries and ballasts, and 560 pounds of toner cartridges). The amount of material removed annually is 687 loads: Approximately 914 cubic yards or 611 tons Number of surface draining structures and campus areas inspected: 45 Amount of sediment, debris, or illegally dumped material: 0</p>

<p>5 Mapping of Facilities and Control Inventory</p>	<p>Create a map identifying all university-owned facilities and stormwater controls.</p>	<p>Met goal. EHSRM maintains a map and log of all university-owned facilities and stormwater controls. Verified accuracy with Facility Planning and Construction lead.</p>
<p>5 Facility Inspection Program</p>	<p>Record "high priority" areas. Implement facility inspection program. R&R number of facility inspections performed annually. R&R number of deficiencies corrected annually.</p>	<p>Met goal. High-priority areas include grease traps and the Facilities Maintenance yard. Number of facility inspections performed: 24 as part of campus life safety equipment checks Number of deficiencies corrected: 0</p>

Met goal.

The highest priority areas are maintaining stormwater controls and the campus mall area.

A seasonal maintenance schedule is adjusted as required and includes mowing, leaf removal, limited use of chemicals, and training.

See the landscape chemical use and application rate table below.

Over the years, new developments have upgraded and rerouted several stormwater conveyances throughout the campus. With upgrading systems, the University has realized more capacity for storm flows and better drainage in problematic areas. This provides a tool to determine what areas will significantly impact the current growth rate. Xeriscape landscaping reduces water use. Artificial turf on the intramural, baseball, and softball fields has eliminated the use of fertilizers for grass in those areas and improved drainage/runoff. Rainwater collection cisterns at the Hunter Strain Engineering Lab, Biology Greenhouse, Plaza Verde Residence Hall, and Ben Kelly Center for Human Performance assist with runoff reduction and offer an alternative source of irrigation water. While expected growth trends continually change, the University will monitor changes impacting stormwater quality.

In 2022, a new structural control was completed at University Ave and Jackson Street and remains effective and in the same condition.



List areas on campus considered high priority for stormwater quality.
 Develop SOPs for landscaping BMPs.
 R&R landscape chemical usage and application rates.

5
 Good
 Housekeeping:
 Landscaping

Fertilizer Application PY 22-23

Location	Setting	Type of Fertilizer	Amount (lbs.) 50 lbs. each.
Soccer Field 5-10-23 7-13-23	2 Circle/#18 Spreader	21-7-14 (Bandini)	14 bags (700 lbs.) 12 bags (600 lbs.)
Upper grass field on East side of football stadium 5-11-23	2 Circle/#18 Spreader	21-7-14 (Bandini)	8 bags (400 lbs.)

Fertilizer Application PY 22-23

Location	Setting	Type of Fertilizer	Amount (lbs.) 50 lbs. each.
Alumni Center 5-11-23	#16 Walk Spreader	21-7-14 (Bandini)	3 bags (150 lbs.)
President House 5-11-23	#16 Walk Spreader	21-7-14 (Bandini)	2 bags (100 lbs.)
SWPPP training briefing in 2023 via In-person or ASU Blackboard Course and Quiz to Facilities Management Team			
			Approximate Total = 39 Bags (1,950 lbs.)
5 Good Housekeeping: Fleet and Equipment Maintenance	R&R inspections annually. R&R the assessment of spill prevention and protection measures.	Met goal. EHSRM inspected the fleet and maintenance area on 26 July, 16 August, 28 August, and 11 December. The spill prevention and protection measures remain effective. Number of inspections: 4 Monthly inspections of fuel tanks and containment pits were instituted in June 2023. The spill prevention and protection measures remain effective. All diesel and gasoline storage tanks were inspected by SKG Engineering on 22 April 19 for tank integrity. All were deemed effective per report dated 31 May 2019.	
5 Structural Control Maintenance	Complete an inventory of University structural controls. Implement inspection and maintenance program for controls.	Met goal. EHSRM maintains an inventory and map of 19 structural controls. EHSRM conducts and documents monthly inspections.	
5 Spill Prevention and Response	Implement spill responses. R&R number of employees trained annually. R&R number of spill response kits deployed and inspected annually.	Met goal. Spill notification procedures have been implemented, and spill kits are available. Number of employees trained in spill response: 64 Number of spill kits deployed and inspected quarterly: 12	
5 Employee Training	Implement a stormwater pollution prevention training program. R&R number of sessions conducted and employees trained annually.	Met goal. EHSRM has implemented stormwater pollution prevention training. Number of training sessions conducted: 55 completed in-person training on June 6, 23. 9 operational field staff employees completed blackboard PowerPoint training and quiz in 2023. Number of employees trained: 64	

C. Stormwater Data Summary

Provide a summary of all information used, including any lab results (if sampling was conducted) to assess the success of the SWMP at reducing the discharge of pollutants to the MEP. For example, did the MS4 conduct visual inspections, clean the inlets, look for illicit discharge, clean streets, look for flow during dry weather, etc.?

ASU conducts regular visual inspections and maintenance of the MS4 and the entire campus area that drains into the ASU MS4 or COSA MS4. Construction controls and sewer inlets are inspected monthly by EHSRM. Debris is removed, as needed. Maintenance, Grounds, EHSRM, and Campus Police staff are constantly traveling the campus and any irregularities are reported and investigated. Inlets and structures are cleaned and maintained. No sampling was conducted during this Permit Year.

D. Impaired Waterbodies

1. Identify whether an impaired water within the permitted area was added to the latest EPA-approved 303(d) list or the Texas Integrated Report of Surface Water Quality for CWA Sections 305(b) and 303(d). List any newly-identified impaired waters below by including the name of the water body and the cause of impairment. **Not Applicable.**
2. If applicable, explain below any activities taken to address the discharge to impaired waterbodies, including any sampling results and a summary of the small MS4's BMPs used to address the pollutant of concern. **Not Applicable.**
3. Describe the implementation of targeted controls if the small MS4 discharges to an impaired water body with an approved TMDL. **Not Applicable.**
4. Report the benchmark identified by the MS4 and assessment activities: **Not Applicable.**

Benchmark Parameter <i>(Ex: Total Suspended Solids)</i>	Benchmark Value	Description of additional sampling or other assessment activities	Year(s) conducted
N/A			

5. Provide an analysis of how the selected BMPs will be effective in contributing to achieving the benchmark: **Not Applicable.**

Benchmark Parameter	Selected BMP	Contribution to achieving Benchmark

Describe activities planned for the next reporting year:

MCM(s)	BMP	Stormwater Activity	Description/Comments
1 Public Participation and Involvement Programs	1.5: Public Participation & Involvement	Offer volunteer opportunities for environmental events such as tire recycling, community cleanup, and hazardous waste collection.	As Keep San Angelo Beautiful (KSAB) Board President, the EHSRM Director provides ASU faculty, staff, and students insight into upcoming KSAB volunteer events supporting recycling and stormwater pollution prevention. In addition, he actively participates in the events.
2: Detection and Elimination Program	2.2: Detection & Elimination Program	Continue monthly inspections of storm sewers, grease traps, and post-construction controls	Monthly inspection includes the removal of any debris inhibiting the flow of water or potentially entering the storm drain. It also includes updating Only Rain Down the Drain signage when appropriate.
4: Post-Construction Site Control	4.2: Post-Construction Development Procedures	We updated the campus drainage map and performed a mitigation study for future development.	ASU drainage study will assist in stormwater pollution prevention through proper post-construction structure development. We plan to use the drainage study for upcoming construction projects. https://www.angelo.edu/administrative-support/master-plan/Centennial Master Plan 2028 Update 2019 08.25.20.pdf For example, the run-off project at University Ave and Jackson was added to the campus.

F. SWMP Modifications

1. The SWMP and MCM implementation procedures are reviewed each year.

Yes No

2. Changes have been made or are proposed to the SWMP since the NOI or the last annual report, including changes in response to TCEQ's review.

Yes No

If "Yes," report on changes made to measurable goals and BMPs:

MCM(s)	Measurable Goal(s) or BMP(s)	Implemented or Proposed Changes (Submit NOC as needed)
---------------	-------------------------------------	---

See new SWMP and NOI		Submitted to TCEQ for review on 25 April 2019
----------------------	--	---

Note: If changes include additions or substitutions of BMPs, include a written analysis explaining why the original BMP is ineffective or not feasible, and why the replacement BMP is expected to achieve the goals of the original BMP.

3. Explain additional changes or proposed changes not previously mentioned (i.e. dates, contacts, procedures, annexation of land, etc.).

G. Additional BMPs for TMDLs and I-Plans

Provide a description and schedule for implementation of additional BMPs that may be necessary, based on monitoring results, to ensure compliance with applicable TMDLs and implementation plans.

BMP	Description	Implementation Schedule (start date, etc.)	Status/Completion Date (completed, in progress, not started)
N/A			

H. Additional Information

1. Is the permittee relying on another entity to satisfy any permit obligations?

Yes No

If "Yes," provide the name(s) of other entities and an explanation of their responsibilities (add more spaces or pages if needed).

- 2.a. Is the permittee part of a group sharing a SWMP with other entities?

Yes No

- 2.b. If "yes," is this a system-wide annual report including information for all permittees?

Yes No

If "Yes," list all associated authorization numbers, permittee names, and SWMP responsibilities of each member (add additional spaces or pages if needed):

Authorization Number: _____ Permittee: _____

I. Construction Activities

1. The number of construction activities that occurred in the jurisdictional area of the MS4 (Large and Small Site Notices submitted by construction site operators):

_____0 small site notices

2a. Does the permittee utilize the optional seventh MCM related to construction?

___ Yes X No

2b. If "yes," then provide the following information for this permit year:

The number of municipal construction activities authorized under this general permit	
The total number of acres disturbed for municipal construction projects	N/A

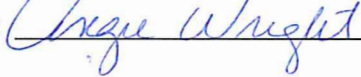
Note: Though the seventh MCM is optional, implementation must be requested on the NOI or on a NOC and approved by the TCEQ.

J. Certification

If this is this a system-wide annual report including information for all permittees, each permittee shall sign and certify the annual report in accordance with 30 TAC §305.128 (relating to Signatories to Reports).

I certify under penalty of law that this document and all attachments were prepared under my direction or supervision in accordance with a system designed to assure that qualified personnel properly gathered and evaluated the information submitted. Based on my inquiry of the person or persons who manage the system, or those persons directly responsible for gathering the information, the information submitted is, to the best of my knowledge and belief, true, accurate, and complete. I am aware that there are significant penalties for submitting false information, including the possibility of fine and imprisonment for knowing violations.

Name (printed): Angie Wright Title: Vice President, Finance & Administration

Signature:  Date: January 25, 2024

Name of MS4 Angelo State University

If you have questions on how to fill out this form or about the Stormwater Permitting program, please contact us at 512-239-4671.

Individuals are entitled to request and review their personal information that the agency gathers on its forms. They may also have any errors in their information corrected. To review such information, contact us at 512-239-3282.