



ANGELO STATE UNIVERSITY

Office of the President

January 27, 2022

Texas Commission on Environmental Quality
Stormwater & Pretreatment Team Leader (MC-148)
P.O. Box 13087
Austin, Texas 78711-3087

Re: Phase II MS4 Annual Report Transmittal for Angelo State University (ASU)
TPDES Authorization: TXR040546

Dear Team Leader:

This letter serves to transmit the required annual report for the Texas Pollutant Discharge Elimination System Small Municipal Separate Storm Sewer System General Permit, Authorization Number TXR040546 for Angelo State University.

The annual report is for Permit Year 3, beginning 01/24/2021 and ending 01/23/2022.

A separate Notice of Change has not been submitted as changes have not been proposed for the new permit year.

As required by the general permit, a copy of the report has been mailed to the TCEQ's Region 8 Office in San Angelo, Texas. A copy has also been sent to the City of San Angelo, Texas.

Sincerely,

A handwritten signature in black ink that reads 'Angie Wright'.

Angie Wright
Vice President, Finance and Administration

Attachment

cc: Winona Henry, PE, Regional Director, TCEQ Region 8
Lance Overstreet, PE, City of San Angelo
Samuel Spooner, ASU Director of Environmental Health, Safety, & Risk Management

Phase II (Small) MS4 Annual Report Form

TPDES General Permit Number TXR040546

A. General Information

Authorization Number: TXR040{546}

Reporting Year (year will be either 1, 2, 3, 4, or 5): 3

Annual Reporting Year Option Selected by MS4:

Calendar Year:

Permit Year: X

Fiscal Year: _____ Last day of fiscal year: (_____)

Reporting period beginning date: (month/date/year) 01/24/2021

Reporting period end date: (month/date/year) 01/23/2022

MS4 Operator Level: 2 Name of MS4: Angelo State University

Contact Name: Samuel Spooner Telephone Number: 325-486-6725

Mailing Address: ASU Station #10912, San Angelo, TX 76909-0912

E-mail Address: sspooner@angelo.edu

A copy of the annual report was submitted to the TCEQ Region: YES

Region the annual report was submitted to: TCEQ Region 8

B. Status of Compliance with the MS4 GP and SWMP

Angelo State University (ASU) is in its third year of the newly submitted Storm Water Management Plan (SWMP). ASU is operating consistent with its previously approved Storm Water Management Plan and has enhanced the new SWMP with additional best management practices (BMPs). Unlike a typical municipality, ASU's regulatory authority is over its own campus, employees, students, and special events occurring within the campus boundaries through operating policies and adopted plans, programs, and processes. The SWMP is managed and monitored by the Office of Environmental Health, Safety, and Risk Management (EHSRM) and is planned and maintained by EHSRM, Facilities Management, and Facilities Planning and Construction departments. Campus Police provide additional monitoring and enforcement.

ASU's campus is open and perimeter roads are public, as are two major collectors that pass through the University. All internal roads have been abandoned to ASU and are private university driveways. The campus design discourages illicit discharges. Student activity that is likely to result in contamination is prohibited on campus, including the parking lots. No public sewer lines pass through ASU other than those in the public streets. All public sewers on ASU property originate within ASU; there are no upstream connections.

ASU discharges storm water into the City of San Angelo’s (COSA) MS4 system at public streets. In large rainfall events, there are places where storm water from COSA’s streets enters ASU’s campus and is then conveyed back to COSA’s MS4.

Storm water on the western portion of the campus and most athletic fields drains directly to perimeter roadways. Along with drainage to perimeter roadways, the eastern portion includes two detention basins to help slow the flow and permit settling of particulates. The design permits almost constant observation.

Public education is primarily focused upon our student population, using EHSRM website and brochures to provide awareness and education and by engaging service organizations and student workers in awareness and recycling. Construction tends to occur in phases, with periods of little construction and then capital projects that will bridge permit years.

ASU does not regulate outside construction activities. All other construction, other than in utility easements and rights of way, is contracted or performed by ASU.

1. Provide information on the status of complying with permit conditions:
(TXR040000 Part IV.B.2)

	Yes	No	Explain
Permittee is currently in compliance with the SWMP as submitted to and approved by the TCEQ.	X		Permittee completed its <u>third</u> implementation year of a revised SWMP and has completed five years under the previous SWMP.
Permittee is currently in compliance with recordkeeping and reporting requirements.	X		Permittee is continuing to expand its program consistent with the SWMP.
Permittee meets the eligibility requirements of the permit (e.g., TMDL requirements, Edwards Aquifer limitations, compliance history, etc.).	X		Permittee is a small- to mid-size state university.
Permittee conducted an annual review of its SWMP in conjunction with preparation of the annual report	X		Permittee completed and submitted a revised SWMP to TCEQ for approval on 25 April 2019. SWMP reviewed and updated on <u>27 July 2021</u> .

2. Provide a general assessment of the appropriateness of the selected BMPs. You may use the table below to meet this requirement (**see Example 1 in instructions**):


MCM(s)	BMP	BMP is appropriate for reducing the discharge of pollutants in stormwater (Answer Yes or No, and explain.)
1: Public Education, Outreach, Involvement	1.1: Storm Water Education Materials	Yes. Our target audience is students, faculty, and staff. They want to make a difference and we work to keep their interest and focus throughout the year.
1: Public Education, Outreach, Involvement	1.2: Pet Waste Management	Yes. Pets are not permitted in student housing (ADA exception). Community members enjoy walking their pets along the campus mall. The dispensers help encourage picking up after their pets.
1: Public Education, Outreach, Involvement	1.3: Storm Drain Marking	Yes. While our student population is not likely to discharge into drains, marking helps to remind them, "Only rain down the drain."
1: Public Education, Outreach, Involvement	1.4: Public Notice for Storm Water Management Program Development	Yes. Publication will further awareness to students, faculty, and staff as well as the community.
1: Public Education, Outreach, Involvement	1.5: Public Participation & Involvement	Yes. We have seen increased participation and more students have shown an interest in conservation that will help instill a culture of recycling and water quality protection.
2: Illicit Discharge Detection & Elimination	2.1: Storm Sewer System Mapping	Yes. The campus is small and, while our system is well known, maps help with planning, monthly inspections, & maintenance.
2: Illicit Discharge Detection & Elimination	2.2: Detection & Elimination Program	Yes. The BMP focuses inspections on higher risk areas, construction, and activities.
2: Illicit Discharge Detection & Elimination	2.3: Illicit Discharge & Spill Reporting	Yes. While reporting may occur after the act, we may be able to mitigate the impact and reduce the likelihood of future events.
2: Illicit Discharge Detection & Elimination	2.4: Sanitary Sewer Discharge Prevention	Yes. No campus Sanitary Sewer Overflows (SSOs) have occurred.
2: Illicit Discharge Detection & Elimination	2.5: Grease Management Program	Yes. The BMP has proven effective and documents standard practice.
2: Illicit Discharge Detection & Elimination	2.6: Field Staff Training	Yes. Training ensures employees are aware of the permit, our responsibilities, what to look for, and how to report it.
3: Construction Site Control	3.1: Construction Site Inspection Program	Yes. This BMP has become more important with increased construction projects.

MCM(s)	BMP	BMP is appropriate for reducing the discharge of pollutants in stormwater (Answer Yes or No, and explain.)
3: Construction Site Control	3.2: Construction Site Inventory	Yes. The size of the university campus, internal planning processes, construction contracts process, and lack of regulation over outside owners makes this BMP redundant.
3: Construction Site Control	3.3: Construction Site Runoff Control	Yes. Other than utility work, all construction on university property is controlled through contractual requirements or internal policies.
3: Construction Site Control	3.4: Construction Site Waste Control	Yes. Other than utility work, all construction on university property is controlled through contractual requirements or internal policies.
4: Post-Construction Site Control	4.1: Post-Construction Stormwater Mgmt Structures Training	Yes. Facilities maintenance members are aware of the structures and their purpose. Training and inspections are included in other BMPs.
4: Post-Construction Site Control	4.2: Post-Construction Development Procedures	Yes. This BMP helps ensure that storm water management will remain a planning element.
4: Post-Construction Site Control	4.3: BMP Long-Term O&M	Yes. BMPs are inspected monthly and maintained as needed.
5: Pollution Prevention & Good Housekeeping for Municipal Operators	5.1: O&M Street Sweeping	Yes. All private driveways, parking lots, and sidewalks are swept regularly and a significant amount of debris is collected.
5: Pollution Prevention & Good Housekeeping for Municipal Operators	5.2: O&M Storm Sewer System	Yes. The university maintains an effective recycling program, including hazardous chemicals, and monitors the system almost continuously. Campus police maintain a constant presence. The system is small, monitored, and maintained.
5: Pollution Prevention & Good Housekeeping for Municipal Operators	5.3: Mapping of Facilities and Control Inventory	Yes. The map assists in system evaluation and design and ensures that institutional knowledge is passed to new employees. A maintenance and control document has also been created.
5: Pollution Prevention & Good Housekeeping for Municipal Operators	5.4: Facility Inspection Program	Yes. EHSRM surveys the condition of storm water controls monthly. Campus police also monitor the facilities and activity.

MCM(s)	BMP	BMP is appropriate for reducing the discharge of pollutants in stormwater (Answer Yes or No, and explain.)
5: Pollution Prevention & Good Housekeeping for Municipal Operators	5.5: Good Housekeeping: Landscaping	Yes. The BMP helps maintain focus upon reducing the need for landscaping chemicals and use of environmentally friendly pesticides and herbicides. The university has converted most athletic fields to artificial turf, reducing use of landscaping chemicals.
5: Pollution Prevention & Good Housekeeping for Municipal Operators	5.6: Good Housekeeping: Fleet & Vehicle Maintenance	Yes. Vehicle maintenance occurs offsite using commercial service providers and vendors. Motorized equipment and carts are maintained onsite. Random visual inspections confirm practices.
5: Pollution Prevention & Good Housekeeping for Municipal Operators	5.7: Structural Control Maintenance	Yes. ASU employs two detention basins. One retains a certain amount of sediment by design.
5: Pollution Prevention & Good Housekeeping for Municipal Operators	5.8: Spill Prevention & Response	Yes. This BMP has the potential for reducing the impact of spills. ASU published OP 34.28 Storm Water Compliance Program to protect from illegal discharges and improper disposal (<u>updated May 11, 2021</u>). Spills that do occur are contained and remediated. A storm water illicit discharge investigation procedure has been developed.
5: Pollution Prevention & Good Housekeeping for Municipal Operators	5.9: Employee Training	Yes. Training ensures employees are aware of the permit, our responsibilities, what to look for, and how to report it.
6: Industrial Stormwater Sources (N/A)	N/A	N/A
7: Optional MCM (N/A)	N/A	N/A

3. Describe progress towards achieving the goal of reducing the discharge of pollutants to the MEP. If no progress was made or the BMP did not result in a reduction in pollutants, provide an explanation. Use the table below to meet this requirement (**see Example 2 in instructions**):

MCM	BMP	Information Used	Quantity	Units	Does the BMP Demonstrate a Direct Reduction in Pollutants? (Answer Yes or No and explain)
1: Public Education, Outreach, Involvement	1.1: Storm Water Education Materials	ASU Storm Water pollution prevention brochures & bookmarks	236 documents 275 promotional items	Bookmarks (29), notebooks (175), and stickers (32) Reusable utensils (57) and straws (48), key chain flashlights (138), and key chain pet waste bags (32)	No. Though this BMP does not result in a direct reduction in pollutants, students, faculty, staff, and visitors are appropriately disposing of waste and recycling materials. No SSOs or spills reported.
1: Public Education, Outreach, Involvement	1.2: Pet Waste Management	# of bags distributed by grounds crew	4,000 bags	Pet Waste Bags	Yes. Pet waste is not an issue on campus and is disposed of properly.
1: Public Education, Outreach, Involvement	1.3: Storm Drain Marking	All storm drains marked "Only rain down the drain"	43 storm drains inspected monthly by EHSRM Team	Storm Drains Marked and Inspected Monthly	No. Though this BMP does not result in a direct reduction in pollutants, the marking provides a visual reminder to students, faculty, staff, and visitors to NOT dispose of materials into storm drains. No SSOs reported.
1: Public Education, Outreach, Involvement	1.4: Public Notice for Stormwater Management Program Development	Previously completed reports published on website	Last 4 annual reports posted on EHSRM website	MS4 Annual Reports	No. Though this BMP does not result in a direct reduction in pollutants, the website provides a reminder to students, faculty, staff, and visitors to protect the environment.


1: Public Education, Outreach, Involvement	1.5: Public Participation & Involvement	<p>Earth Day Event on 22 April 2021</p> <p>New Student Orientation on 16 July 2021</p> <p>Health & Wellness Fair on 29 Sep 2021</p> <p>Stress Less Fair on 10 Nov 2021</p> <p>Promoted Texas Recycles Day held on 15 Nov 2021 via website</p>	<p>300 attendees</p> <p>56 attendees</p> <p>80 attendees</p> <p>1,500 attendees</p>	ASU Faculty, Staff, & Students	<p>Yes. ASU recycling program: 2,679 pounds of bulbs, 5,324 pounds of batteries and ballasts, and 243 pounds of toner cartridges. partnered with Keep San Angelo Beautiful at Earth Day Event</p> 
2: Illicit Discharge Detection & Elimination	2.1: Storm Sewer System Mapping	Excel inspection spreadsheet and map of storm sewer inlets	43 locations identified	Storm Drains	Yes. Monthly visual inspections provide opportunity to clean up any debris near storm drains so it does not enter local waterways.
2: Illicit Discharge Detection & Elimination	2.2: Detection & Elimination Program	Inspection and detection program	12 monthly inspections conducted	Monthly Inspections	Yes. Monthly visual inspections provide opportunity to clean up any debris near storm drains so it does not enter local waterways. No illicit discharges detected.
2: Illicit Discharge Detection & Elimination	2.3: Illicit Discharge & Spill Reporting	Public reporting available via EHSRM website. Established storm water illicit discharge investigation procedure in March 2019	0 reports	Public reports of storm water violations	No. Though this BMP does not result in a direct reduction in pollutants, the marking provides a visual reminder to students, faculty, staff, and visitors to NOT dispose of materials into storm drains.

2: Illicit Discharge Detection & Elimination	2.4: Sanitary Sewer Discharge Prevention	Map of storm sewer drains created and posted on EHSRM website. Storm sewer inlets inspected monthly by EHSRM using spreadsheet	12 monthly inspections conducted	Monthly inspections	Yes. If illicit discharges are observed, immediate action can be taken to remove the pollutant and track the source.
2: Illicit Discharge Detection & Elimination	2.5: Grease Management Program	Valley Proteins, Inc. contracted for removal of grease from 2 campus locations quarterly - 1910 Rosemont & 2201 Vanderventer Ave	13,600 pounds	Pounds of grease removed from campus	Yes. Grease removal completed prior to any illicit discharge.
2: Illicit Discharge Detection & Elimination	2.6: Field Staff Training	MS4 Permit & Storm Water Pollution Prevention Training	60 operational field staff employees completed blackboard PowerPoint training and quiz in 2021	Operational field staff employees	No. Though this BMP does not result in a direct reduction in pollutants, the training reminds operational field staff to detect and report illicit discharges. There have been no reported spills or violations.
3: Construction Site Control	3.1: Construction Site Inspection Program	Construction Sites - none in 2021	0 inspections	Department Inspections	Yes. By inspecting the contractor construction sites, we can evaluate if proper BMPs are in place to reduce sediment discharge and erosion.
3: Construction Site Control	3.2: Construction Site Inventory	No construction sites in 2021	0 inspections	Department Inspections	Yes. By inspecting the contractor construction sites, we can evaluate if proper BMPs are in place to reduce sediment discharge and erosion.

<p>3: Construction Site Control</p>	<p>3.3: Construction Site Runoff Control</p>	<p>OP 34.28 Storm water compliance program was enforced to require construction site runoff controls, monitored by Facilities, Planning, & Construction (FP&C). The updated version (11 May 2021) was posted on the university website. The policy was implemented. Storm water inspection procedure established.</p>	<p>0 inspections</p>	<p>Department Inspections</p>	<p>Yes. By inspecting the contractor construction sites, we can evaluate if proper BMPs are in place to reduce sediment discharge and erosion.</p>
<p>3: Construction Site Control</p>	<p>3.4: Construction Site Waste Control</p>	<p>OP 34.28 Storm water compliance program was enforced to require construction site runoff controls, monitored by FP&C. The updated version (11 May 2021) was posted on the university website. The policy was implemented. Storm water inspection procedure established.</p>	<p>0 inspections</p>	<p>Department Inspections</p>	<p>Yes. By inspecting the contractor construction sites, we can evaluate if proper BMPs are in place to reduce sediment discharge and erosion.</p>

4: Post-Construction Site Control	4.1: Post-Construction Stormwater Mgmt Structures Training	Training conducted for operational staff in 2021 through ASU Blackboard PowerPoint training and quiz available in English and Spanish	60 operational field staff employees completed blackboard PowerPoint training and quiz in 2021	Facilities Management Staff	No. Though this BMP does not result in a direct reduction in pollutants, the training reminds operational field staff to report any post construction concerns. There have been no concerns noted for post construction storm water management structures.
4: Post-Construction Site Control	4.2: Post-Construction Development Procedures	The Master Plan for ASU was updated in 2019; this living document highlighted the University's stormwater management program, listing best management practices presently used and desired to use in the future. Also, to supplement this program, we updated the entire campus drainage map, performed mitigation study for future development. We partnered with Carter-Fentress/SKG to complete this study.	2 – Master Plan reviewed & Drainage study updates	ASU Master Plan	No. However, the pollutants will be reduced over time as the permanent post-construction BMPs are used.



4: Post-Construction Site Control	4.3: BMP Long-Term O&M	Post construction BMPs and structural controls.	12 monthly inspections conducted	Inspections	<p>Yes. By inspecting the post-construction controls, we can evaluate if proper BMPs are in place to reduce sediment discharge and erosion.</p> <p>Facilities Management personnel check all BMPs and structural controls at least twice during the year.</p> <p>EHSRM started inspection of BMPs and 17 post construction structural controls monthly in June 2019.</p>
5: Pollution Prevention & Good Housekeeping for Municipal Operators	5.1: O&M Street Sweeping	Street sweeping log maintained by Facilities Management	42 roadway & parking areas swept annually	Street sweeping loads	<p>Yes. Street sweeping provides a direct reduction in pollutants.</p> <p>Amount of material removed annually is 678 loads: Approximately 902 cubic yards or 603 tons</p>
5: Pollution Prevention & Good Housekeeping for Municipal Operators	5.2: O&M Storm Sewer System	Map of storm water controls	12 monthly inspections conducted	Inspections	<p>Yes. Monthly visual inspections provide opportunity to clean up any debris near storm drains so it does not enter local waterways. No illicit discharges detected. Started monthly inspections in June 2019.</p>
5: Pollution Prevention & Good Housekeeping for Municipal Operators	5.3: Mapping of Facilities and Control Inventory	Post construction BMPs and structural controls	17 locations documented on map	Inspections	<p>Yes. EHSRM inspected all BMPs and 17 post construction structural controls monthly. No structural control failures or obstructions noted. A maintenance and control document has also been created.</p>

5: Pollution Prevention & Good Housekeeping for Municipal Operators	5.4: Facility Inspection Program	Inspection and detection program.	12 monthly inspections conducted	Inspections	Yes. EHSRM surveys the condition of storm water controls monthly. Campus police also monitor the facilities and activity. No illicit discharges detected. Started monthly inspections in June 2019.
5: Pollution Prevention & Good Housekeeping for Municipal Operators	5.5: Good Housekeeping: Landscaping	Fertilizer use tracking	1 tracking report	Tracking document & Facilities Management Team training	Yes. A seasonal maintenance schedule is adjusted as required and includes mowing, leaf removal, and limited use of chemicals.
5: Pollution Prevention & Good Housekeeping for Municipal Operators	5.6: Good Housekeeping: Fleet & Vehicle Maintenance	Inspection and detection program.	2 Inspections	Inspections	<p>Yes. EHSRM inspects the fleet and maintenance area annually as well as the fuel storage tanks. The fuel tanks and containment pits were inspected on 10 Dec 2021. The spill prevention and protection measures remain effective.</p> <p>All diesel and gasoline storage tanks were inspected by SKG Engineering on 22 April 19 for tank integrity. All were deemed effective.</p> 
5: Pollution Prevention & Good Housekeeping for Municipal Operators	5.7: Structural Control Maintenance	Inventory of structural controls	17 locations	Inspections	Yes. EHSRM inspected all BMPs and 17 post construction structural controls monthly. No structural control failures or obstructions noted.


5: Pollution Prevention & Good Housekeeping for Municipal Operators	5.8: Spill Prevention & Response	ASU published OP 34.28 Storm Water Compliance Program to protect from illegal discharges and improper disposal. Spills that do occur are contained and remediated. A storm water illicit discharge investigation procedure has been developed.	2 directives	1 Operating Policy (updated on 11 May 2021) & 1 Procedure	Yes. This BMP provides clear operating expectations to all employees. There have been no reported spills or violations.
5: Pollution Prevention & Good Housekeeping for Municipal Operators	5.9: Employee Training	Training conducted for operational staff in 2021	60 employees completed blackboard PowerPoint training and quiz in 2021	Facilities Management Staff	No. Though this BMP does not result in a direct reduction in pollutants, the training reminds operational field staff to report any pollution concerns. There have been no concerns noted for storm water.
6: Industrial Stormwater Sources (N/A)	N/A	N/A	N/A	N/A	N/A
7: Optional MCM (N/A)	N/A	N/A	N/A	N/A	N/A

4. Provide the measurable goals for each of the MCMs, and an evaluation of the success of the implementation of the measurable goals (**see Example 3 in instructions**):

MCM(s)	Measurable Goal(s)	Explain progress toward goal or how goal was achieved. If goal was not accomplished, please explain.
--------	--------------------	--

<p>1 Stormwater Education Materials</p>	<p>Publish an updated storm water fact sheet and brochure with ASU specific pollution prevention actions R&R quantity distributed R&R education and awareness activities. Display current recycling, waste disposal info on website.</p>	<p>Met goal. Distributed "ASU Prevent Stormwater Pollution" brochures and bookmarks at residence halls, Multi-Cultural Center, Center for Student Activities, Center for Human Performance, Chapel, Administrative Building Mail Room, and Porter Henderson Library. Stormwater brochures/bookmarks distributed: 200 Earth Day Event on 22 April 2021 - 57 reusable utensil packs, 32 pet waste bag key chains, 48 reusable straws, 22 vehicle stickers, 12 bookmarks New Student Orientation on 16 July 2021 - 3 bookmarks and 7 key chain flashlights Health & Wellness Fair on 29 Sep 2021 - 56 key chain flashlights Stress Less Fair on 10 Nov 2021 - 175 notebooks, 75 flashlight key chains, 14 bookmarks, 10 "See Something Say Something" stickers Promoted Texas Recycles Day held on 15 Nov 2021 via website ASU Emergency Response Guide updated in 2021 (includes spill responses): 20 hardcopies to Resident Assistants & posted to EHSRM website Storm Water Pollution Prevention Awareness briefing posted on website. Information is current and displayed on EHSRM website.</p>
<p>1 Pet Waste Management</p>	<p>R&R number of pet waste bags distributed annually.</p>	<p>Met goal. While many pet owners bring and use their own plastic bags for pet waste, 4,000 ASU pet waste bags were distributed.</p>
<p>1 Storm Drain Marking</p>	<p>R&R storm inlet drains marked. R&R number of SS manholes marked. Current SS and inlet marking info on website.</p>	<p>Met goal: Storm drain information is on the EHSRM website. Storm drains are inspected monthly. Number of storm drain inlets marked: 10 remarked with new labels; all storm drain inlets have been marked and are inspected monthly Number of storm sewer manholes marked: 0</p>  

<p>1 Public Notice for SWMP</p>	<p>Publish SWMP notice provided by TCEQ in San Angelo Standard-Times. Publish the notice provided by TCEQ on university website and collect public comments. Publish each year's annual MS4 report on the university website (https://www.angelo.edu/services/risk-management/enviroment-health.php)</p>	<p>Partially met goal. Awaiting letter from TCEQ to publicize. New (i.e., revised) SWMP submitted to TCEQ on 25 April 2019. NOI and cover sheet posted on website. Four annual MS4 reports available on website. Original SWMP and revised SWMP posted on website.</p>
<p>1 Public Participation and Involvement Programs</p>	<p>R&R number of participants in public events, such as Earth Day and Health Fair event, annually. Record and report the amount of recycled materials annually by students, staff, and faculty</p>	<p>Met goal. Education event participants: 1,936 attendees at Earth Day Event, Student Orientation, Health & Wellness Fair, and Stress Less Fair. Partnered with Keep San Angelo Beautiful at Earth Day Event. 236 informational documents and 275 promotional items distributed to faculty, staff, and students. Promoted Texas Recycles Day held on 15 Nov 2021 via website Recycling program: 2,679 pounds of bulbs, 5,234 pounds of batteries and ballasts, and 243 pounds of toner cartridges.</p>
<p>2 Storm Sewer System Map</p>	<p>Update storm sewer system map annually. Maintain an annual log of map changes.</p>	<p>Met goal. The storm sewer system map was updated and formally produced by Communications & Marketing Graphic Designer in January 2022. An annual log of map changes was maintained through inspection spreadsheet.</p>

<p>2 Detection and Elimination Program</p>	<p>Implement an inspection and detection program. Assess program, R&R number of illicit discharges and F/U results</p>	<p>Met goal. The inspection and detection program includes daily campus monitoring by UPD and grounds keepers. In addition, monthly inspections are conducted and documented by EHSRM.</p> <p>The program was assessed as part of this report and has been found to be very effective. No illicit discharges have occurred on campus.</p> <p>Several storm drains are equipped with debris prevention covers.</p> <p>Added storm water protection grates to University Center and Hardeman Building.</p> 
<p>2 Illicit Discharge and Spill Reporting</p>	<p>Post public reporting method on website. Track number of illicit discharges and spills reported. Track number of public reports received and resolution/closure.</p>	<p>Met goal. EHSRM website provides method for public reporting. No discharges found or reported internally or externally. Neither EHSRM nor Campus Police received any public reports through other means. The Campus Police Daily Briefing log, available online, would include information on any spills or dumping.</p>
<p>2 Sanitary Sewer Discharge Prevention</p>	<p>Develop a map of storm sewer drains on campus and post on University website. Identify sewer entry points that require more frequent cleaning; continue to jet out sewer lines behind the Food Service Building and the UC annually. Work with City of San Angelo to evaluate need to repair or replace sewer lines; track and report the number of lines replaced/repared annually and number of lines break and discharges associated with blockages annually.</p>	<p>Met goal. Map of storm sewer drains updated and formally produced by Communications & Marketing Graphic Designer in January 2022. Excel spreadsheet kept for monthly inspections. Information is used to inspect 43 inlets monthly. ASU identified the 2-food service center sewer lines as requiring regular maintenance, normally conducted on a quarterly basis.</p> <p>Number of feet of sanitary sewer line inspected & cleaned: 1,200 Number of line break or blockage related discharges: 0 Number of lines repaired or replaced annually: 0</p>

<p>2 Grease Management Program</p>	<p>Implement grease trap inspection and service program. R&R number of grease traps inspected/maintained annually. R&R amount of grease recycled.</p>	<p>Met goal. Grease traps and grit traps are maintained and inspected on a quarterly basis. Our food service contractor recycles hot oil fryer grease. Number of grease traps maintained/inspected annually: 2 Amount of grease recycled annually: 13,600 pounds</p>
<p>2 Field Staff Training</p>	<p>Continue initial and recurring refresher illicit discharge detection and elimination training. Record and report the number of employees trained annually.</p>	<p>Met goal. Initial and refresher training was conducted. Number of employees trained annually on MS4 and stormwater pollution prevention: 60 trained via ASU Blackboard PowerPoint training and quiz.</p>
<p>3 Construction Site Inspection Program</p>	<p>Report active construction site projects annually. Maintain Inspection schedule and inspection process standard. Document active construction site inspections</p>	<p>Met goal. FP&C maintains the active construction site inventory. Recurring inspection schedules were developed for FP&C and EHSRM. A standard construction site inspection form was developed and is used by FP&C and EHSRM to document inspections. EHSRM provides training and maintains materials. The EHSRM website includes a reporting form for the public. Number of employees and contractors trained: 60</p>
<p>3 Construction Site Inventory</p>	<p>Document the site inventory annually. Compile, document, and record construction permits, NOIs, and final resolution annually.</p>	<p>Met goal. FP&C maintains an up to date site inventory. ASU does not issue construction permits. 2021 Small site notices active: 0 2021 Large site notices active: 0 2021 Completed construction projects: 0</p>
<p>3 Construction Site Runoff Controls</p>	<p>Develop and institute an ASU Construction Storm Water Compliance Procedure. Post revised procedure on University website. Implement site inspection procedures.</p>	<p>Met goal. OP 34.28 was enforced to require construction site runoff controls, monitored by FP&C. The updated version was posted on the university website (May 11, 2021). The policy was implemented. https://www.angelo.edu/live/files/14342-op-3428-storm-water-compliance-program</p>

<p>3 Construction Site Waste Control</p>	<p>Incorporate Construction Site Waste Control procedures into existing storm water pollution prevention guidance and ASU Contractor Safety Brief. Post revised guidance on university website. Implement guidance.</p>	<p>Met goal. ASU Contractor Safety Brief now implemented with special emphasis on storm water pollution prevention (i.e., Storm Water Pollution Prevention. ASU has been authorized a permit by Texas Commission on Environmental Quality (TCEQ) under the Texas Pollutant Discharge Elimination System (TPDES) Small MS4 General Permit TXR040000. Contractors must protect storm water drains and sewers from construction debris at all times. Contractors must implement BMPs to minimize the discharge of pollutants from spills and leaks. ASU prohibits illicit discharges such as wash out wastewater, fuels, oils, soaps, solvents, and dewatering activities. Any spills must be immediately reported to University Police and EHSRM Office.) https://www.angelo.edu/live/files/26256-construction-contractor-safety-briefing OP 34.28 was enforced to require construction site waste controls, monitored by FP&C. The updated version was posted on the university website. The policy was implemented.</p>
<p>4 Post-Construction Stormwater Management Structures Training</p>	<p>R&R number of employees trained annually</p>	<p>Met goal. Employees trained in post-construction management structures: 60.</p>
<p>4 Post-Construction Development Procedures</p>	<p>Implement pollution prevention review procedures. Implement a water quality checklist. Implement and maintain a Storm Water Master Plan. Implement campus drainage guidelines and controls.</p>	<p>Met goal. Post construction Long Term Operations and Maintenance Procedure was adopted. Water quality is monitored during storm events by San Angelo, Facilities Management, and EHSRM. A Storm Water Master Plan was developed and implemented (updated on 27 Jul 21).</p>
<p>4 BMP Long-Term O&M</p>	<p>Develop BMPs inspection and review process. Annual inspection of all BMPs and structural controls.</p>	<p>Met goal. Post construction Long Term Operations and Maintenance Procedure was adopted. Facilities Management personnel check all BMPs and structural controls at least twice during the year. EHSRM started inspection of all BMPs and 17 post construction structural controls monthly.</p>

<p>5 O&M: Street Sweeping</p>	<p>Periodically evaluate sweeping schedules and areas. Increase sweeping in areas with water quality concerns. R&R number of roadway/parking areas swept annually. R&R amount of material removed annually.</p>	<p>Met goal. The sweeping program and schedule were reviewed as part of the annual reporting process and is still effective. No adjustments were necessary. No areas were identified as having increased water quality concerns. Number of roadway/parking areas swept annually: 42 Amount of material removed annually is 678 loads: Approximately 902 cubic yards or 603 tons</p>
<p>5 O&M: Storm Sewer System</p>	<p>R&R amount of trash and recyclables collected annually. R&R amount of sediment and debris removed annually. R&R number of surface drainage structures and campus areas inspected annually. Increase inspection in areas with concerns or dumping R&R amount of sediment, debris, or illegally dumped material annually.</p>	<p>Met goal. No areas were identified as requiring increased inspections. Amount of total waste collected: 358,604 pounds Amount of total recycle collected: 67,254 pounds (includes 2,679 pounds of bulbs, 5,234 pounds of batteries and ballasts, and 243 pounds of toner cartridges) Amount of material removed annually is 678 loads: Approximately 902 cubic yards or 603 tons Number of surface draining structures and campus areas inspected: 43 Amount of sediment, debris, or illegally dumped material: 0</p>
<p>5 Mapping of Facilities and Control Inventory</p>	<p>Create a map identifying all university-owned facilities and stormwater controls.</p>	<p>Met goal. EHSRM maintains a map and log of all university-owned facilities and storm water controls. Verified accuracy in 2021 with Facility Planning and Construction lead.</p>
<p>5 Facility Inspection Program</p>	<p>Record "high priority" areas. Implement facility inspection program. R&R number of facility inspections performed annually. R&R number of deficiencies corrected annually.</p>	<p>Met goal. High priority areas include grease traps and the facilities maintenance yard. Number of facility inspections performed: 12 as part of campus life safety equipment checks Number of deficiencies corrected: 0</p>

<p>5 Good Housekeeping: Landscaping</p>	<p>List areas on campus considered high priority for stormwater quality. Develop SOPs for landscaping BMPs. R&R landscape chemical usage and application rates.</p>	<p>Met goal. The highest priority areas are maintaining stormwater controls and the campus mall area. A seasonal maintenance schedule is adjusted as required and includes mowing, leaf removal, limited use of chemicals and training. Due to the extreme winter storm in February 2021, 96 bags of ice melt (50lbs each) and 118 bags of rock salt (50lbs each) were spread throughout campus. Street sweeping after snow storms removed excess ice melt and salt from the roadways. See the landscape chemical use and application rate table below. Over the years, new development has upgraded and rerouted several storm water conveyances throughout the campus. With the upgrading of systems, the University has realized more capacity for storm flows and better drainage in areas that have been problematic in the past. This provides a tool to determine what areas will have significant impacts with the current growth rate. Xeriscape landscaping reduces water use. Artificial turf on the intramural, baseball field, and softball fields has eliminated the use of fertilizers for grass in those areas and improved drainage/runoff. Rainwater collection cisterns at the Hunter Strain Engineering Lab, Biology Greenhouse, Plaza Verde Residence Hall and Ben Kelly Center for Human Performance assist with runoff reduction and offer an alternative source or irrigation water. While expected growth trends continually change, the University will monitor any changes that may impact any storm water quality.</p>
---	---	--

Fertilizer Application PY 21-22

Location	Setting	Type of Fertilizer	Amount (lbs.) 50# Ea.
Soccer Field 5-11-20 & 9-14-20	2 Circle/#18 Spreader 2 Circle/#18 Spreader	21-7-14 (Bandini) 21-7-14 (Bandini)	14 Bags (700 lbs.) 14 Bags (700 lbs.)
President House 5-11-20 & 9-14-20	#16 Walk Spreader #16 Walk Spreader	21-7-14 (Bandini) 21-7-14 (Bandini)	1.5 bags (75 lbs.) 1.5 bags (75 lbs.)
SWPPP Training briefing in 2021 via ASU Blackboard Course and Quiz to Facilities Management Team			
			Approximate Total = 31 Bags (1,550 lbs.)

<p>5 Good Housekeeping: Fleet and Equipment Maintenance</p>	<p>R&R inspections annually. R&R the assessment of spill prevention and protection measures.</p>	<p>Met goal. EHSRM inspects the fleet and maintenance area annually. The spill prevention and protection measures remain effective. Number of inspections: 2 The fuel tanks and containment pits were inspected on 10 Dec 2021. The spill prevention and protection measures remain effective. All diesel and gasoline storage tanks were inspected by SKG Engineering on 22 April 19 for tank integrity. All were deemed effective per report dated 31 May 2019.</p>
<p>5 Structural Control Maintenance</p>	<p>Complete an inventory of University structural controls. Implement inspection/maintenance program for controls.</p>	<p>Met goal. EHSRM maintains an inventory of 17 structural controls. Facilities Management conducts semi-annual inspections of structural controls and EHSRM conducts monthly inspections.</p>
<p>5 Spill Prevention and Response</p>	<p>Implement spill responses. R&R number of employees trained annually. R&R number of spill response kits deployed and inspected annually.</p>	<p>Met goal. Spill notification procedures have been implemented and spill kits are available. Number of employees trained in spill response: 60 Number of spill kits deployed and inspected quarterly: 11</p>
<p>5 Employee Training</p>	<p>Implement stormwater pollution prevention training program. R&R number of sessions conducted and employees trained annually.</p>	<p>Met goal. EHSRM has implemented storm water pollution prevention training. Number of training sessions conducted: 60 individuals via ASU Blackboard & Quiz for knowledge assessment Number of employees trained: 60</p>

C. Stormwater Data Summary

Provide a summary of all information used, including any lab results (if sampling was conducted) to assess the success of the SWMP at reducing the discharge of pollutants to the MEP. For example, did the MS4 conduct visual inspections, clean the inlets, look for illicit discharge, clean streets, look for flow during dry weather, etc.?

ASU conducts regular visual inspections and maintenance of the MS4 and the entire campus area that drains into the ASU MS4 or COSA MS4. Construction controls and sewer inlets are inspected monthly by EHSRM. Debris is removed, as needed. Maintenance, Grounds, EHSRM, and Campus Police staff are constantly traveling the campus and any irregularities are reported and investigated. Inlets and structures are cleaned and maintained. No sampling was conducted during this Permit Year.

D. Impaired Waterbodies

1. Identify whether an impaired water within the permitted area was added to the latest EPA-approved 303(d) list or the Texas Integrated Report of Surface Water

Quality for CWA Sections 305(b) and 303(d). List any newly-identified impaired waters below by including the name of the water body and the cause of impairment. **Not Applicable.**

2. If applicable, explain below any activities taken to address the discharge to impaired waterbodies, including any sampling results and a summary of the small MS4's BMPs used to address the pollutant of concern. **Not Applicable.**
3. Describe the implementation of targeted controls if the small MS4 discharges to an impaired water body with an approved TMDL. **Not Applicable.**
4. Report the benchmark identified by the MS4 and assessment activities: **Not Applicable.**

Benchmark Parameter <i>(Ex: Total Suspended Solids)</i>	Benchmark Value	Description of additional sampling or other assessment activities	Year(s) conducted
N/A			

5. Provide an analysis of how the selected BMPs will be effective in contributing to achieving the benchmark: **Not Applicable.**

Benchmark Parameter	Selected BMP	Contribution to achieving Benchmark
N/A		

6. If applicable, report on focused BMPs to address impairment for bacteria: **Not Applicable.**

Description of bacteria-focused BMP	Comments/Discussion
N/A	

7. Assess the progress to determine BMP's effectiveness in achieving the benchmark.

For example, the MS4 may use the following benchmark indicators:

- number of sources identified or eliminated;
- number of illegal dumpings;
- increase in illegal dumping reported;
- number of educational opportunities conducted;
- reductions in sanitary sewer flows (SSOs); or
- increase in illegal discharge detection through dry screening.

Benchmark Indicator	Description/Comments
Educational Opportunities	
0 Illegal dumping actions noted or recorded	
0 SSOs	

E. Stormwater Activities

Describe activities planned for the next reporting year:

MCM(s)	BMP	Stormwater Activity	Description/Comments
1 Public Participation and Involvement Programs	1.5: Public Participation & Involvement	Joined EPA Food Waste Recycling Program	Track and reduce campus food waste numbers through coordination with local contractor.
2: Detection and Elimination Program	2.2: Detection & Elimination Program	Continue monthly inspections of storm sewers and post construction controls	Monthly inspection includes the removal of any debris inhibiting the flow of water or potentially entering the storm drain.

4: Post-Construction Site Control	4.2: Post-Construction Development Procedures	We updated the entire campus drainage map and performed mitigation study for future development.	ASU drainage study will assist in storm water pollution prevention through proper post construction structure development. We plan to use the drainage study for upcoming construction projects. https://www.angelo.edu/administrative-support/master-plan/Centennial Master Plan 2028 Update 2019 08.25.20.pdf
-----------------------------------	---	--	---

F. SWMP Modifications

1. The SWMP and MCM implementation procedures are reviewed each year.

Yes No

2. Changes have been made or are proposed to the SWMP since the NOI or the last annual report, including changes in response to TCEQ's review.

Yes No

If "Yes," report on changes made to measurable goals and BMPs:

MCM(s)	Measurable Goal(s) or BMP(s)	Implemented or Proposed Changes (Submit NOC as needed)
<i>See new SWMP and NOI</i>		<i>Submitted to TCEQ for review on 25 April 2019</i>

Note: If changes include additions or substitutions of BMPs, include a written analysis explaining why the original BMP is ineffective or not feasible, and why the replacement BMP is expected to achieve the goals of the original BMP.

3. Explain additional changes or proposed changes not previously mentioned (i.e. dates, contacts, procedures, annexation of land, etc.).

G. Additional BMPs for TMDLs and I-Plans

Provide a description and schedule for implementation of additional BMPs that may be necessary, based on monitoring results, to ensure compliance with applicable TMDLs and implementation plans.

BMP	Description	Implementation Schedule (start date, etc.)	Status/Completion Date (completed, in progress, not started)
N/A			

H. Additional Information

1. Is the permittee relying on another entity to satisfy any permit obligations?

Yes No

If "Yes," provide the name(s) of other entities and an explanation of their responsibilities (add more spaces or pages if needed).

2.a. Is the permittee part of a group sharing a SWMP with other entities?

Yes No

2.b. If "yes," is this a system-wide annual report including information for all permittees?

Yes No

If "Yes," list all associated authorization numbers, permittee names, and SWMP responsibilities of each member (add additional spaces or pages if needed):

Authorization Number: _____ Permittee: _____

I. Construction Activities

1. The number of construction activities that occurred in the jurisdictional area of the MS4 (Large and Small Site Notices submitted by construction site operators):

_____ 0 small site notices

2a. Does the permittee utilize the optional seventh MCM related to construction?

Yes No

2b. If "yes," then provide the following information for this permit year:

The number of municipal construction activities authorized under this general permit	
The total number of acres disturbed for municipal construction projects	N/A

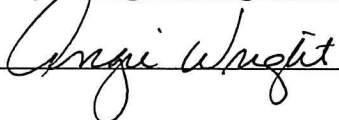
Note: Though the seventh MCM is optional, implementation must be requested on the NOI or on a NOC and approved by the TCEQ.

J. Certification

If this is this a system-wide annual report including information for all permittees, each permittee shall sign and certify the annual report in accordance with 30 TAC §305.128 (relating to Signatories to Reports).

I certify under penalty of law that this document and all attachments were prepared under my direction or supervision in accordance with a system designed to assure that qualified personnel properly gathered and evaluated the information submitted. Based on my inquiry of the person or persons who manage the system, or those persons directly responsible for gathering the information, the information submitted is, to the best of my knowledge and belief, true, accurate, and complete. I am aware that there are significant penalties for submitting false information, including the possibility of fine and imprisonment for knowing violations.

Name (printed): Angie Wright Title: Vice President, Finance & Administration

Signature:  Date: 1-31-2022

Name of MS4 Angelo State University

If you have questions on how to fill out this form or about the Stormwater Permitting program, please contact us at 512-239-4671.

Individuals are entitled to request and review their personal information that the agency gathers on its forms. They may also have any errors in their information corrected. To review such information, contact us at 512-239-3282.