

Institution: Angelo State University (222831)

User ID: P2228311

Completions Overview

Welcome to the IPEDS Completions survey component. The Completions component is one of several IPEDS components that is conducted during the Fall data collection period. It collects the number of degrees and certificates awarded by field of study, level of award, race/ethnicity, and gender. The reporting period for the Completions component is during the 12-month time period beginning July 1 of the previous calendar year and ending June 30 of the current calendar year; therefore, for this year's Completions component, the reporting period is between July 1, 2015 and June 30, 2016. The Completions component is also collecting the number of students (e.g., completers) who earned awards between July 1, 2015 and June 30, 2016.

Completions Common Errors

Some common completions component errors include the following:

- Including award levels on your current year Completions that were not reported on your previous year's (PY) Institutional Characteristics (IC). [Award levels in the PY IC component cannot be changed; therefore, contact the IPEDS Help Desk at 1-877-225-2568 if you need assistance.]
- Forgetting to select CIP codes for new programs of study that are offered by the institution, but do not have completions for the reporting period.
- Forgetting to enter in zero in at least one of the cells for CIP codes that do not have completions.

Recent Changes

- The following question on **distance education** has been added to the bottom of each individual "CIP Data" screen:
"Is this program offered as a distance education program?"
- The following two screens, which collect data specifically on students were added to this component, beginning in the 2013-14 survey year:
 - **"All Completers"** - Collects the number of students who earned an award between July 1, 2015 and June 30, 2016 by gender and race/ethnicity. (The intent of this screen is to collect an **unduplicated count** of total numbers of completers.)
 - **"Completers by Level"** - Collects the number of students who earned an award between July 1, 2015 and June 30, 2016 by award level and 1) by gender; 2) by race/ethnicity; and 3) by age.
- The definition for Post-baccalaureate Certificate has changed slightly for the 2016-17 collection. The new definition is as follows: **An award that requires completion of an organized program of study beyond the bachelor's. It is designed for persons who have completed a baccalaureate degree, but does not meet the requirements of a master's degree.**

NOTE: Even though Teacher Preparation certificate programs may require a bachelor's degree for admission, they are considered sub-baccalaureate undergraduate programs, and students in these programs are undergraduate students.

General Information

CIP Codes:

The [CIP 2010 Website](#) includes a list of new CIP codes, a list of deleted CIP codes, a list of moved CIP Codes, and an online crosswalk of the 2000 CIP and 2010 CIP.

The Resources Page of the CIP 2010 website contains many valuable resources including:

- CIP 2010 Manual and copies of previous editions of the CIP Manual
- Crosswalk between the 2000 CIP codes and the 2010 CIP codes in Excel format

Keep in mind that some information provided by institutions on the Completions component appear in the [College Navigator](#), which is a major tool used by consumers searching for information about postsecondary education. It is therefore vitally important that you include accurate information about your institution.

Survey materials can be downloaded using the following link: [Survey Materials](#).

The prior year revision system can be accessed using the following link: [Prior Year Revision System](#)

CIPCODE	Award Level	Major	Gender	Non Resident Alien	Hispanic / Latino	American Indian or Alaska Native	Asian	Black or African American	Native Hawaiian or Other Pacific Islander	White	Two or more Races	Race/ ethnicity unknown	Total	distance education program	
Speech Communication and Rhetoric			Total	0	0	0	0	0	0	0	0	0	0	No	
09.0101	5 - Bachelor's degree	2	Men	0	0	0	0	0	0	0	0	0	0		
Speech Communication and Rhetoric			Women	0	0	0	0	0	0	0	0	0	0	0	
			Total	0	0	0	0	0	0	0	0	0	0	0	No
09.0401	5 - Bachelor's degree	1	Men	0	4	0	0	1	0	1	0	0	6		
Journalism			Women	0	0	0	0	0	0	3	0	0	3		
			Total	0	4	0	0	1	0	4	0	0	9	No	
09.0401	5 - Bachelor's degree	2	Men	0	0	0	0	0	0	0	0	0	0		
Journalism			Women	0	0	0	0	0	0	0	0	0	0		
			Total	0	0	0	0	0	0	0	0	0	0	No	
11.0101	1 - Awards of less than 1 academic year	1	Men	1	1	0	0	0	0	6	0	0	8		
Computer and Information Sciences, General			Women	0	0	0	0	0	0	0	0	0	0		
			Total	1	1	0	0	0	0	6	0	0	8	No	
11.0101	5 - Bachelor's degree	1	Men	2	5	0	0	0	0	15	0	0	22		
Computer and Information Sciences, General			Women	0	0	0	0	1	0	3	0	0	4		
			Total	2	5	0	0	1	0	18	0	0	26	No	
11.1004	1 - Awards of less than 1 academic year	1	Men	0	0	0	0	0	0	3	0	0	3		
Web/Multimedia Management and Webmaster			Women	0	0	0	0	0	0	0	0	0	0		
			Total	0	0	0	0	0	0	3	0	0	3	No	
13.0301	7 - Master's degree	1	Men	0	1	0	0	2	0	6	0	0	9		
Curriculum and Instruction			Women	0	4	0	0	3	0	17	0	3	27		
			Total	0	5	0	0	5	0	23	0	3	36	Yes	
13.0401	7 - Master's degree	1	Men	0	5	0	0	0	0	6	0	0	11		
Educational Leadership and Administration, General			Women	0	3	0	0	1	0	10	0	1	15		
			Total	0	8	0	0	1	0	16	0	1	26	Yes	
13.1101	7 - Master's degree	1	Men	0	2	0	0	1	0	1	0	1	5		
Counselor Education/School Counseling and Guidance Services			Women	0	11	0	2	3	0	47	0	10	73		
			Total	0	13	0	2	4	0	48	0	11	78	Yes	
13.1102	1 - Awards of less than 1 academic year	1	Men	0	3	0	0	0	0	4	0	0	7		
College Student Counseling and Personnel Services			Women	0	2	0	0	7	0	18	0	6	33		
			Total	0	5	0	0	7	0	22	0	6	40	Yes	
13.1102	6 - Postbaccalaureate certificates	1	Men	0	0	0	0	0	0	0	0	0	0		
College Student Counseling and Personnel Services			Women	0	0	0	0	0	0	0	0	0	0		
			Total	0	0	0	0	0	0	0	0	0	0	Yes	
13.1102	7 - Master's degree	1	Men	0	2	0	0	1	0	3	0	0	6		
College Student Counseling and Personnel Services			Women	0	6	0	0	4	0	19	0	5	34		
			Total	0	8	0	0	5	0	22	0	5	40	Yes	
16.0905	5 - Bachelor's degree	1	Men	0	1	0	0	0	0	0	0	0	1		
Spanish Language and Literature			Women	0	6	0	0	0	0	2	0	0	8		
			Total	0	7	0	0	0	0	2	0	0	9	No	

CIPCODE	Award Level	Major	Gender	Non Resident Alien	Hispanic / Latino	American Indian or Alaska Native	Asian	Black or African American	Native Hawaiian or Other Pacific Islander	White	Two or more Races	Race/ ethnicity unknown	Total	distance education program
	1 - Awards of less than 1 academic year		Total	0	1	0	0	0	0	0	0	0	1	Yes
43.0301 Homeland Security	5 - Bachelor's degree	1	Men	0	5	0	0	1	0	5	1	0	12	
			Women	0	5	0	0	0	0	1	0	0	6	
			Total	0	10	0	0	1	0	6	1	0	18	Yes
43.0301 Homeland Security	7 - Master's degree	1	Men	0	0	0	0	0	0	7	0	0	7	
			Women	0	1	0	0	0	0	2	0	0	3	
			Total	0	1	0	0	0	0	9	0	0	10	Yes
43.0302 Crisis/Emergency/Disaster Management	1 - Awards of less than 1 academic year	1	Men	0	0	0	0	0	0	1	0	0	1	
			Women	0	0	0	0	0	0	0	0	0	0	
			Total	0	0	0	0	0	0	1	0	0	1	No
44.0701 Social Work	5 - Bachelor's degree	1	Men	0	0	0	0	0	0	2	1	0	3	
			Women	0	14	0	0	2	0	16	0	0	32	
			Total	0	14	0	0	2	0	18	1	0	35	No
45.0902 National Security Policy Studies	1 - Awards of less than 1 academic year	1	Men	0	0	0	0	0	0	0	0	0	0	
			Women	0	0	0	0	0	0	0	0	0	0	
			Total	0	0	0	0	0	0	0	0	0	0	Yes
45.0902 National Security Policy Studies	5 - Bachelor's degree	1	Men	0	0	0	0	1	0	6	0	0	7	
			Women	0	1	0	0	0	0	1	2	0	4	
			Total	0	1	0	0	1	0	7	2	0	11	Yes
45.0902 National Security Policy Studies	7 - Master's degree	1	Men	0	2	0	1	1	0	15	1	1	21	
			Women	0	0	0	1	0	0	9	0	1	11	
			Total	0	2	0	2	1	0	24	1	2	32	Yes
45.1001 Political Science and Government, General	5 - Bachelor's degree	1	Men	0	0	0	0	0	0	4	0	0	4	
			Women	0	1	0	0	0	0	2	0	0	3	
			Total	0	1	0	0	0	0	6	0	0	7	No
45.1001 Political Science and Government, General	5 - Bachelor's degree	2	Men	0	0	0	0	0	0	0	1	0	1	
			Women	0	0	0	0	0	0	0	0	0	0	
			Total	0	0	0	0	0	0	0	1	0	1	No
45.1101 Sociology	1 - Awards of less than 1 academic year	1	Men	0	0	0	0	1	0	0	0	0	1	
			Women	0	0	0	0	0	0	0	0	0	0	
			Total	0	0	0	0	1	0	0	0	0	1	No
45.1101 Sociology	5 - Bachelor's degree	1	Men	0	2	0	0	1	0	0	0	0	3	
			Women	0	0	0	0	0	0	1	0	0	1	
			Total	0	2	0	0	1	0	1	0	0	4	No
45.1101 Sociology	5 - Bachelor's degree	2	Men	0	0	0	0	0	0	0	0	0	0	
			Women	0	0	1	0	0	0	0	0	0	1	
			Total	0	0	1	0	0	0	0	0	0	1	No
50.0501 Drama and Dramatics/Theatre Arts, General	5 - Bachelor's degree	1	Men	0	0	0	0	0	0	4	0	0	4	
			Women	0	0	0	0	0	0	1	0	0	1	
			Total	0	0	0	0	0	0	5	0	0	5	No
50.0702 Fine/Studio Arts, General	5 - Bachelor's degree	1	Men	0	2	0	0	0	0	2	1	0	5	
			Women	0	3	0	0	0	0	6	0	0	9	
			Total	0	5	0	0	0	0	8	1	0	14	No

CIPCODE	Award Level	Major	Gender	Non Resident Alien	Hispanic / Latino	American Indian or Alaska Native	Asian	Black or African American	Native Hawaiian or Other Pacific Islander	White	Two or more Races	Race/ ethnicity unknown	Total	distance education program
50.0901 Music, General	5 - Bachelor's degree	1	Men	0	1	0	0	0	0	3	0	0	4	
			Women	0	1	0	0	1	0	0	0	0	2	
			Total	0	2	0	0	1	0	3	0	0	6	No
51.0913 Athletic Training/Trainer	5 - Bachelor's degree	1	Men	0	1	0	0	0	0	0	0	0	1	
			Women	0	1	0	0	0	0	2	1	0	4	
			Total	0	2	0	0	0	0	2	1	0	5	No
51.0913 Athletic Training/Trainer	5 - Bachelor's degree	2	Men	0	0	0	0	0	0	1	0	0	1	
			Women	0	0	0	0	0	0	0	0	0	0	
			Total	0	0	0	0	0	0	1	0	0	1	No
51.2308 Physical Therapy/Therapist	18 - Doctor's degree - professional practice	1	Men	0	0	1	1	0	0	6	0	0	8	
			Women	0	0	0	2	0	0	13	0	0	15	
			Total	0	0	1	3	0	0	19	0	0	23	No
51.3801 Registered Nursing/Registered Nurse	5 - Bachelor's degree	1	Men	0	2	0	0	1	0	10	0	0	13	
			Women	0	27	0	0	7	0	47	1	0	82	
			Total	0	29	0	0	8	0	57	1	0	95	No
51.3805 Family Practice Nurse/Nursing	1 - Awards of less than 1 academic year	1	Men	0	0	0	0	0	0	0	0	0	0	
			Women	0	1	0	0	1	0	1	0	0	3	
			Total	0	1	0	0	1	0	1	0	0	3	Yes
51.3805 Family Practice Nurse/Nursing	5 - Bachelor's degree	1	Men	0	0	0	0	0	0	0	0	0	0	
			Women	0	0	0	0	0	0	2	0	0	2	
			Total	0	0	0	0	0	0	2	0	0	2	Yes
51.3805 Family Practice Nurse/Nursing	7 - Master's degree	1	Men	0	0	0	0	1	0	2	0	0	3	
			Women	0	1	0	1	2	0	7	0	0	11	
			Total	0	1	0	1	3	0	9	0	0	14	Yes
51.3805 Family Practice Nurse/Nursing	8 - Post-Master's certificates	1	Men	0	0	0	0	0	0	0	0	0	0	
			Women	0	0	0	0	0	0	0	0	1	1	
			Total	0	0	0	0	0	0	0	0	1	1	No
51.3817 Nursing Education	1 - Awards of less than 1 academic year	1	Men	0	0	0	0	0	0	0	0	0	0	
			Women	0	0	0	0	0	0	0	0	0	0	
			Total	0	0	0	0	0	0	0	0	0	0	Yes
51.3817 Nursing Education	5 - Bachelor's degree	1	Men	0	0	0	0	0	0	0	0	0	0	
			Women	0	0	0	0	0	0	2	0	0	2	
			Total	0	0	0	0	0	0	2	0	0	2	Yes
51.3817 Nursing Education	7 - Master's degree	1	Men	0	0	0	0	0	0	0	0	0	0	
			Women	0	0	0	0	0	0	1	0	0	1	
			Total	0	0	0	0	0	0	1	0	0	1	Yes
51.3817 Nursing Education	8 - Post-Master's certificates	1	Men	0	0	0	0	0	0	0	0	0	0	
			Women	0	0	0	0	1	0	0	0	0	1	
			Total	0	0	0	0	1	0	0	0	0	1	No
52.0201 Business Administration and Management, General	5 - Bachelor's degree	1	Men	1	8	0	0	2	0	19	0	0	30	
			Women	0	9	0	1	0	0	16	0	0	26	
			Total	1	17	0	1	2	0	35	0	0	56	Yes
52.0201 Business Administration and Management, General	7 - Master's degree	1	Men	0	0	0	0	0	0	4	0	0	4	
			Women	0	0	0	0	0	0	3	0	1	4	
			Total	0	0	0	0	0	0	7	0	1	8	Yes

CIPCODE	Award Level	Major	Gender	Non Resident Alien	Hispanic / Latino	American Indian or Alaska Native	Asian	Black or African American	Native Hawaiian or Other Pacific Islander	White	Two or more Races	Race/ ethnicity unknown	Total	distance education program
52.0301 Accounting	5 - Bachelor's degree	1	Men	0	4	0	0	0	0	7	0	0	11	
			Women	2	5	0	0	1	0	9	0	0	17	
			Total	2	9	0	0	1	0	16	0	0	28	No
52.0301 Accounting	7 - Master's degree	1	Men	0	0	0	0	0	0	5	0	0	5	
			Women	0	1	0	0	1	0	4	0	0	6	
			Total	0	1	0	0	1	0	9	0	0	11	No
52.0801 Finance, General	5 - Bachelor's degree	1	Men	0	2	0	0	0	0	3	0	0	5	
			Women	0	1	1	0	0	0	0	0	0	2	
			Total	0	3	1	0	0	0	3	0	0	7	No
52.1101 International Business/Trade/Commerce	5 - Bachelor's degree	1	Men	1	4	0	0	0	0	1	0	0	6	
			Women	3	3	0	0	0	0	0	0	0	6	
			Total	4	7	0	0	0	0	1	0	0	12	No
52.1201 Management Information Systems, General	5 - Bachelor's degree	1	Men	0	1	0	1	1	0	5	0	0	8	
			Women	0	0	0	1	1	0	1	1	0	4	
			Total	0	1	0	2	2	0	6	1	0	12	No
52.1201 Management Information Systems, General	5 - Bachelor's degree	2	Men	0	0	0	0	0	0	0	0	0	0	
			Women	0	0	0	0	0	0	0	0	0	0	
			Total	0	0	0	0	0	0	0	0	0	0	No
52.1401 Marketing/Marketing Management, General	5 - Bachelor's degree	1	Men	0	1	0	0	4	0	8	2	0	15	
			Women	1	2	0	0	0	0	8	0	0	11	
			Total	1	3	0	0	4	0	16	2	0	26	No
52.1401 Marketing/Marketing Management, General	7 - Master's degree	1	Men	0	0	0	0	0	0	0	0	0	0	
			Women	0	0	0	0	0	0	0	0	0	0	
			Total	0	0	0	0	0	0	0	0	0	0	Yes
52.1501 Real Estate	5 - Bachelor's degree	1	Men	0	0	0	0	0	0	4	0	0	4	
			Women	0	0	0	0	0	0	0	0	0	0	
			Total	0	0	0	0	0	0	4	0	0	4	No
54.0101 History, General	5 - Bachelor's degree	1	Men	0	6	0	0	0	0	13	0	0	19	
			Women	0	1	0	0	0	0	5	0	0	6	
			Total	0	7	0	0	0	0	18	0	0	25	No
54.0101 History, General	7 - Master's degree	1	Men	0	0	0	0	0	0	1	0	0	1	
			Women	0	0	0	0	0	0	0	0	0	0	
			Total	0	0	0	0	0	0	1	0	0	1	No

Completions: total by first major

99.0000 Summary Grand Totals	Award Level	Nonresident alien	Hispanic Latino	American Indian or Alaska Native	Asian	Black or African American	Native Hawaiian or Other Pacific Islander	White	Two or more Races	Race/ethnicity unknown	Total	PY Total
Awards of less than 1 academic year	1											
Men		1	5	0	0	2	0	15	0	0	23	27
Women		0	7	0	1	8	0	27	0	6	49	50
Total		1	12	0	1	10	0	42	0	6	72	77
Bachelor's degree	5											
Men		6	110	2	2	36	0	241	7	0	404	432
Women		7	159	2	3	26	1	291	10	0	499	571
Total		13	269	4	5	62	1	532	17	0	903	1003
Postbaccalaureate certificates	6											
Men		0	0	0	0	0	0	0	0	0	0	0
Women		0	0	0	0	0	0	0	0	0	0	0
Total		0	0	0	0	0	0	0	0	0	0	0
Master's degree	7											
Men		0	20	0	1	10	0	69	1	3	104	107
Women		1	43	0	4	16	0	158	0	26	248	250
Total		1	63	0	5	26	0	227	1	29	352	357
Post-Master's certificates	8											
Men		0	0	0	0	0	0	0	0	0	0	0
Women		0	0	0	0	1	0	0	0	1	2	0
Total		0	0	0	0	1	0	0	0	1	2	0
Doctor's degree - professional practice	18											
Men		0	0	1	1	0	0	6	0	0	8	9
Women		0	0	0	2	0	0	13	0	0	15	9
Total		0	0	1	3	0	0	19	0	0	23	18

Grand Total Men		7	135	3	4	48	0	331	8	3	539	575
Grand Total Women		8	209	2	10	51	1	489	10	33	813	880
Grand Total		15	344	5	14	99	1	820	18	36	1352	1455

PY Grand Total Men		14	127	2	14	47	1	354	7	9		575
PY Grand Total Women		11	211	8	17	55	0	548	11	19		880
PY Grand Total		25	338	10	31	102	1	902	18	28		1455

Completions: total by second major

99.0000 Summary Grand Totals	Award Level	Nonresident alien	Hispanic Latino	American Indian or Alaska Native	Asian	Black or African American	Native Hawaiian or Other Pacific Islander	White	Two or more Races	Race/ethnicity unknown	Total	PY Total
Bachelor's degree	5											
Men		0	3	1	0	0	0	6	1	0	11	10
Women		0	2	1	0	1	0	0	0	0	4	13
Total		0	5	2	0	1	0	6	1	0	15	23

Grand Total Men		0	3	1	0	0	0	6	1	0	11	10
Grand Total Women		0	2	1	0	1	0	0	0	0	4	13
Grand Total		0	5	2	0	1	0	6	1	0	15	23

PY Grand Total Men		0	5	0	1	1	0	3	0	0		10
PY Grand Total Women		1	2	1	0	1	0	6	1	1		13
PY Grand Total		1	7	1	1	2	0	9	1	1		23

All Completers

Institutions must report the following information. (Some data will be pre-populated from the completions by CIP code data.)

All Completers

Number of students by gender and race and ethnicity earning an award between July 1, 2015 and June 30, 2016. Count each student only once, regardless of how many awards he/she earned. The intent of this screen is to collect an unduplicated count of total numbers of *completers*.

- Report Hispanic/Latino individuals of any race as Hispanic/Latino
- Report race for non-Hispanic/Latino individuals only

	Men		Women		Total Students
	Number of Students	Total Awards	Number of Students	Total Awards	
<u>Nonresident alien</u>	<input type="text" value="7"/>	7	<input type="text" value="8"/>	8	15
<u>Hispanic/Latino</u>	<input type="text" value="132"/>	135	<input type="text" value="201"/>	209	333
<u>American Indian or Alaska Native</u>	<input type="text" value="3"/>	3	<input type="text" value="2"/>	2	5
<u>Asian</u>	<input type="text" value="4"/>	4	<input type="text" value="9"/>	10	13
<u>Black or African American</u>	<input type="text" value="46"/>	48	<input type="text" value="46"/>	51	92
<u>Native Hawaiian or Other Pacific Islander</u>	<input type="text" value=""/>	0	<input type="text" value="1"/>	1	1
<u>White</u>	<input type="text" value="317"/>	331	<input type="text" value="462"/>	489	779
<u>Two or more races</u>	<input type="text" value="8"/>	8	<input type="text" value="10"/>	10	18
<u>Race and ethnicity unknown</u>	<input type="text" value="3"/>	3	<input type="text" value="28"/>	33	31
TOTAL	520	539	767	813	1,287
PY TOTAL	552		846		1,398

Completers by Level

Institutions must report the following information. This screen will be shown for each of the following award categories for which completions have been reported:

- Less than 1-year certificates
- At least 1 but less than 4-year certificates
- Associate's degrees
- Bachelor's degrees
- Master's degrees
- Doctor's degrees
- Postbaccalaureate and post-master's certificates

Less than 1-year certificates

Number of students by gender, by race and ethnicity, and by age earning this award between July 1, 2015 and June 30, 2016. Each student should be counted once per award level. For example, if a student earned a master's degree and a doctor's degree, he/she should be counted once in master's and once in doctor's. A student earning two master's degrees should be counted only once.

- Report Hispanic/Latino individuals of any race as Hispanic/Latino
- Report race for non-Hispanic/Latino individuals only

	Number of Students	Total Awards
By Gender		
Men	<input type="text" value="19"/>	23
Women	<input type="text" value="46"/>	49
TOTAL	65	72
PY TOTAL	76	

By Race/Ethnicity

<u>Nonresident alien</u>	<input type="text" value="1"/>	1
<u>Hispanic/Latino</u>	<input type="text" value="12"/>	12
<u>American Indian or Alaska Native</u>	<input type="text" value="0"/>	0
<u>Asian</u>	<input type="text" value="1"/>	1
<u>Black or African American</u>	<input type="text" value="9"/>	10
<u>Native Hawaiian or Other Pacific Islander</u>	<input type="text" value="0"/>	0

White	38	42
Two or more races		0
Race and ethnicity unknown	4	6
TOTAL	65	72

By Age		
Under 18		
18-24	16	
25-39	35	
40 and Above	14	
Age Unknown		
TOTAL	65	72

Completers by Level

Institutions must report the following information. This screen will be shown for each of the following award categories for which completions have been reported:

- Less than 1-year certificates
- At least 1 but less than 4-year certificates
- Associate's degrees
- Bachelor's degrees
- Master's degrees
- Doctor's degrees
- Postbaccalaureate and post-master's certificates

Bachelor's degrees

Number of students by gender, by race and ethnicity, and by age earning this award between July 1, 2015 and June 30, 2016. Each student should be counted once per award level. For example, if a student earned a master's degree and a doctor's degree, he/she should be counted once in master's and once in doctor's. A student earning two master's degrees should be counted only once.


- Report Hispanic/Latino individuals of any race as Hispanic/Latino
- Report race for non-Hispanic/Latino individuals only


	Number of Students	Total Awards
By Gender		
Men	<input type="text" value="395"/>	404
Women	<input type="text" value="484"/>	499
TOTAL	879	903
PY TOTAL	1,002	

By Race/Ethnicity

<u>Nonresident alien</u>	<input type="text" value="13"/>	13
<u>Hispanic/Latino</u>	<input type="text" value="262"/>	269
<u>American Indian or Alaska Native</u>	<input type="text" value="4"/>	4
<u>Asian</u>	<input type="text" value="4"/>	5
<u>Black or African American</u>	<input type="text" value="59"/>	62
<u>Native Hawaiian or Other Pacific Islander</u>	<input type="text" value="1"/>	1

<u>White</u>	<input type="text" value="519"/>	532
Two or more races	<input type="text" value="17"/>	17
<u>Race and ethnicity unknown</u>	<input type="text" value="0"/>	0
TOTAL	879	903



 **By Age**

Under 18	<input type="text"/>	
18-24	<input type="text" value="595"/>	
25-39	<input type="text" value="241"/>	
40 and Above	<input type="text" value="42"/>	
Age Unknown	<input type="text" value="1"/>	
TOTAL	879	903

Completers by Level

Institutions must report the following information. This screen will be shown for each of the following award categories for which completions have been reported:

- Less than 1-year certificates
- At least 1 but less than 4-year certificates
- Associate's degrees
- Bachelor's degrees
- Master's degrees
- Doctor's degrees
- Postbaccalaureate and post-master's certificates

Master's degrees

Number of students by gender, by race and ethnicity, and by age earning this award between July 1, 2015 and June 30, 2016. Each student should be counted once per award level. For example, if a student earned a master's degree and a doctor's degree, he/she should be counted once in master's and once in doctor's. A student earning two master's degrees should be counted only once.

- Report Hispanic/Latino individuals of any race as Hispanic/Latino
- Report race for non-Hispanic/Latino individuals only

	Number of Students	Total Awards
By Gender		
Men	<input type="text" value="98"/>	104
Women	<input type="text" value="220"/>	248
TOTAL	318	352
PY TOTAL	357	

By Race/Ethnicity

<u>Nonresident alien</u>	<input type="text" value="1"/>	1
<u>Hispanic/Latino</u>	<input type="text" value="59"/>	63
<u>American Indian or Alaska Native</u>	<input type="text" value=""/>	0
<u>Asian</u>	<input type="text" value="5"/>	5
<u>Black or African American</u>	<input type="text" value="23"/>	26
<u>Native Hawaiian or Other Pacific Islander</u>	<input type="text" value=""/>	0

<u>White</u>	<input type="text" value="203"/>	227
Two or more races	<input type="text" value="1"/>	1
<u>Race and ethnicity unknown</u>	<input type="text" value="26"/>	29
TOTAL	318	352

--	--	--

By Age		
Under 18	<input type="text"/>	
18-24	<input type="text" value="48"/>	
25-39	<input type="text" value="195"/>	
40 and Above	<input type="text" value="74"/>	
Age Unknown	<input type="text" value="1"/>	
TOTAL	318	352

Completers by Level

Institutions must report the following information. This screen will be shown for each of the following award categories for which completions have been reported:

- Less than 1-year certificates
- At least 1 but less than 4-year certificates
- Associate's degrees
- Bachelor's degrees
- Master's degrees
- Doctor's degrees
- Postbaccalaureate and post-master's certificates

Doctor's degrees

Number of students by gender, by race and ethnicity, and by age earning this award between July 1, 2015 and June 30, 2016. Each student should be counted once per award level. For example, if a student earned a master's degree and a doctor's degree, he/she should be counted once in master's and once in doctor's. A student earning two master's degrees should be counted only once.


- Report Hispanic/Latino individuals of any race as Hispanic/Latino
- Report race for non-Hispanic/Latino individuals only


	Number of Students	Total Awards
By Gender		
Men	<input type="text" value="8"/>	8
Women	<input type="text" value="15"/>	15
TOTAL	23	23
PY TOTAL	18	

By Race/Ethnicity

<u>Nonresident alien</u>	<input type="text"/>	0
<u>Hispanic/Latino</u>	<input type="text"/>	0
<u>American Indian or Alaska Native</u>	<input type="text" value="1"/>	1
<u>Asian</u>	<input type="text" value="3"/>	3
<u>Black or African American</u>	<input type="text"/>	0
<u>Native Hawaiian or Other Pacific Islander</u>	<input type="text"/>	0

<u>White</u>	<input type="text" value="19"/>	19
Two or more races	<input type="text"/>	0
<u>Race and ethnicity unknown</u>	<input type="text"/>	0
TOTAL	23	23



 **By Age**

Under 18	<input type="text"/>	
18-24	<input type="text" value="2"/>	
25-39	<input type="text" value="21"/>	
40 and Above	<input type="text"/>	
Age Unknown	<input type="text"/>	
TOTAL	23	23

Completers by Level

Institutions must report the following information. This screen will be shown for each of the following award categories for which completions have been reported:

- Less than 1-year certificates
- At least 1 but less than 4-year certificates
- Associate's degrees
- Bachelor's degrees
- Master's degrees
- Doctor's degrees
- Postbaccalaureate and post-master's certificates

Postbaccalaureate and post-master's certificates

Number of students by gender, by race and ethnicity, and by age earning this award between July 1, 2015 and June 30, 2016. Each student should be counted once per award level. For example, if a student earned a master's degree and a doctor's degree, he/she should be counted once in master's and once in doctor's. A student earning two master's degrees should be counted only once.

- Report Hispanic/Latino individuals of any race as Hispanic/Latino
- Report race for non-Hispanic/Latino individuals only

	Number of Students	Total Awards
By Gender		
Men	<input type="text"/>	0
Women	<input type="text" value="2"/>	2
TOTAL	2	2
PY TOTAL		

By Race/Ethnicity

<u>Nonresident alien</u>	<input type="text"/>	0
<u>Hispanic/Latino</u>	<input type="text"/>	0
<u>American Indian or Alaska Native</u>	<input type="text"/>	0
<u>Asian</u>	<input type="text"/>	0
<u>Black or African American</u>	<input type="text" value="1"/>	1
<u>Native Hawaiian or Other Pacific Islander</u>	<input type="text"/>	0

<u>White</u>	<input type="text"/>	0
Two or more races	<input type="text"/>	0
<u>Race and ethnicity unknown</u>	1	1
TOTAL	2	2

By Age		
Under 18	<input type="text"/>	
18-24	<input type="text"/>	
25-39	<input type="text"/>	
40 and Above	<input type="text"/>	
Age Unknown	2	
TOTAL	2	2

Summary

IPEDS collects important information regarding your institution. All data reported in IPEDS survey components become available in the IPEDS Data Center and appear as aggregated data in various Department of Education reports. Additionally, some of the reported data appears specifically for your institution through the College Navigator website and is included in your institution's Data Feedback Report (DFR). The purpose of this summary is to provide you an opportunity to view some of the data that, when accepted through the IPEDS quality control process, will appear on the College Navigator website and/or your DFR. College Navigator is updated approximately three months after the data collection period closes and Data Feedback Reports will be available through the [Data Center](#) and sent to your institution's CEO in November 2016.

Please review your data for accuracy. If you have questions about the data displayed below after reviewing the data reported on the survey screens, please contact the IPEDS Help Desk at: 1-877-225-2568 or ipedshelp@rti.org.

Summary of Completions Data

Award Level	Number of Completions	
	1 st major	2 nd major
<u>Postsecondary award, certificate, or diploma (less than 1 academic year)</u>	72	0
<u>Bachelors degree or equivalent</u>	903	15
<u>Postbaccalaureate certificate</u>	0	0
<u>Master's degree</u>	352	0
<u>Post-master's certificate</u>	2	0
<u>Doctor's degree - professional practice</u>	23	0
Total number of degrees and certificates	1,352	

Summary of Completers Data

	Number of Students		
	Men	Women	Total
All Completers	520	767	1,287

Completions

Angelo State University (222831)

Source	Description	Severity	Resolved	Options
Global Edits				
Perform Edits	Your institution reported offering award level(s) (2) in the prior year IC Header survey, but you did not report offering any programs at this level here. Please correct your data or explain the discrepancy. (Error #10528)	Explanation	Yes	
Reason:	This was for the Associate Degree in Nursing. We no longer have this program and there are no longer students in the program. IC Header needs #2 removed.			
Perform Edits	Current year completions (17) are outside the expected range when compared to completions reported in the prior year (33) for: Women, 2-digit field (9), award level (5). Please correct your data or explain. (Error #10505)	Explanation	Yes	
Reason:	This is the Fall 2012 cohort which was during the Oil Boom in West Texas. The retention and graduation rates of this cohort are not as high as many went to work in the oil fields.			
Perform Edits	Current year completions (12) are outside the expected range when compared to completions reported in the prior year (35) for: Women, 2-digit field (51), award level (7). Please correct your data or explain. (Error #10505)	Explanation	Yes	
Reason:	This is the Fall 2012 cohort which was during the Oil Boom in West Texas. The retention and graduation rates of this cohort are not as high as many went to work in the oil fields.			