


**SIGN TYPE A1  
GENERAL USE**

Size: 6" X 6"  
Color: Consistent w/Building Signage  
Window: 2" X 6"  
Used for classrooms, labs, offices  
lecture halls, centers




**SIGN TYPE B1  
DIRECTIONS**

Size: 8" X 8"  
Color: Consistent w/Building Signage  
Used for directions.



**SIGN TYPE A2  
DEPARTMENTS ONLY**

Size: 8" X 8"  
Color: Consistent w/Building Signage  
Window: 3" X 8"  
Used for departmental offices



**SIGN TYPE B2  
INFORMATION**

Size: 9 3/8" X 12 7/8"  
Color: Consistent w/Building Signage  
with clear window.  
Used to hold locator  
maps & miscellaneous  
information.



**SIGN TYPE A3  
REST ROOMS**

Size: 8" X 8"  
Color: Consistent w/Building Signage  
Used for rest rooms.  
The accessibility symbol is  
dropped from non-accessible rest  
rooms.



**SIGN TYPE B3  
STAIR LEVEL**

Size: 6" X 6"  
Color: Consistent w/Building Signage  
Used to indicate stair number and  
floor level.



**SIGN TYPE B3A  
LIFE SAFETY SIGNS  
STAIRWELL IDENTIFICATION**

Size: 6" X 6"


Color: Consistent w/Building Signage  
Used to advise building occupants and fire/rescue personnel about vital egress information.



**SIGN TYPE B4  
EMERGENCY/WARNING**

Size: 6" X 6"

Color: Consistent w/Building Signage



**SIGN TYPE B5  
ELEVATORS**

Size: 8" X 5"

Color: White/black/red.  
Used to warn against using elevators during a fire.  
Subsurface letters and graphics.



**SIGN TYPE B6  
NO SMOKING**

Size: 6" X 6"

Color: Consistent w/Building Signage  
Used to inform that smoking is not allowed in Angelo State buildings.



**SIGN TYPE B7  
BLANK PLATE**

Size: Same as sign to be backed.

Color: Consistent w/Building Signage  
Used to back signs mounted on glass.



**SIGN TYPE V  
VINYL LETTERS**

Used on glass.

Color: All available colors.